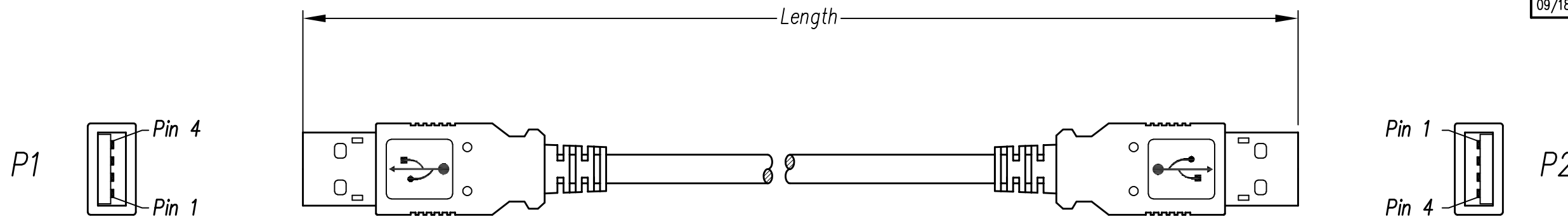


| DATE       | REV | ECN      | APP'D. BY |
|------------|-----|----------|-----------|
| 08/31/17   | A0  | Released | JRC       |
| 09/18/2017 | A1  | 11095    | GWL       |



Notes:

- 1) Each cable assembly to be individually bagged.
- 2) Cable Construction USB 2.0 UL Style 1
  - 28 AWG 1 Twisted Pair
  - 24 AWG x 2C
  - AMA BRAID
  - 4.5mm OD
  - Beige PVC Jacket
- 3) CONNECTOR P1 & P2: USB A Male 2.0 White Insulator, Gold flash on contacts, Nickel Plated Shell
- 4) Hood P1 & P2: Molded Beige PVC Strain Relief
- 5) All cables tested for Continuity & Shorts

P/N Key:

SC-2AAExxxF

└───┬───┘

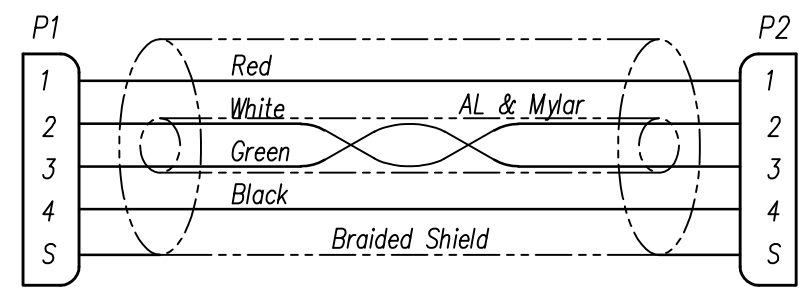
Length

003 = 3 Ft

006 = 6 Ft

010 = 10 Ft


Wiring Map: USB 2.0 Hi-Speed



Example Parts Numbers

| Feet        |        |
|-------------|--------|
| P/N         | Length |
| SC-2AAE003F | 3'     |
| SC-2AAE006F | 6'     |
| SC-2AAE010F | 10'    |

For Part Numbers Not Shown Follow Part Number Key Format



|  |  |  |
|--|--|--|
| THIRD ANGLE PROJECTION<br>   | <br><b>stewart</b><br>CONNECTOR<br>a bel group | 11118 Susquehanna Trail South<br>Glen Rock, PA 17327-9199<br>(717) 235-7512<br><a href="http://www.stewartconnector.com">http://www.stewartconnector.com</a> |
| DO NOT SCALE DRAWING<br>DRAWING IS SUBJECT TO CHANGE WITHOUT NOTICE<br>DIMENSIONS: INCHES [METRIC]<br>UNLESS OTHERWISE SPECIFIED TOLERANCES ARE ±.005 [0.13] ANGLES ARE ± 1° |  | TITLE:<br><b>Cable Assembly, USB 2.0, Type A/M-Type A/M, Beige</b>   |
| SHEET NO. 1 OF 1   |  | DRN BY: KAC      DATE 08/30/17<br>APPD BY: JRC      DATE 08/31/17<br>DWG NO. CT999151      REV. A1   |
| AutoCAD  |  | 1  |

ASSEMBLY FORMAT REV. 6/3/05