REVISIONS				
REV.	ECN	DESCRIPTION	DATE	APPROVED
C		PROPOSAL	01/05/2006	A.G.
D		UPDATED	JUL17/09	A.G.
E		CORRECT PLATING OPTIONS	DEC20/10	A.G.

MATERIAL (RoHS COMPLIANT)
CAGE:
COPPER ALLOY

PLATING OPTION 1:
100u" [2.54 um] MIN BRIGHT TIN
PLATING OVER 50 u" [1.27 um]
MIN NICKEL UNDERPLATE

PLATING OPTION 2:
150 u" [3.81um] MIN NICKEL
PLATING (NOT FOR SOLDER PINS.)

PLATING OPTION 3:
100u" [2.54 um] MIN MATTE TIN
PLATING OVER 50 u" [1.27 um]
MIN NICKEL UNDERPLATE

DUST COVER:
THERMOPLASTIC, COLOR BLACK

PACKAGING:
TRAY PACKAGING

TEMPERATURE RANGE:
-40 C TO 85 C

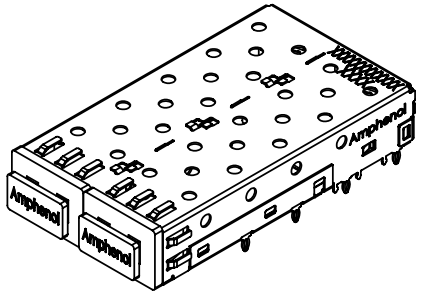

P/N U77-A2110-XD0X SHOWN

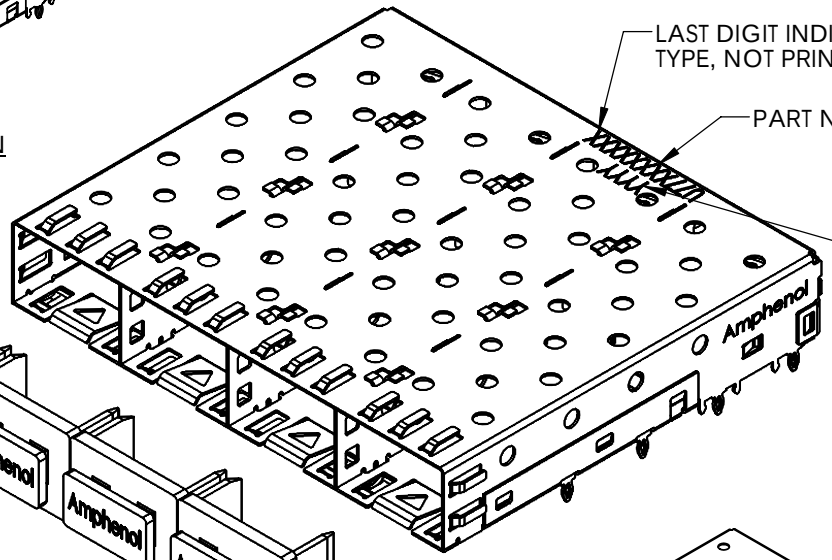

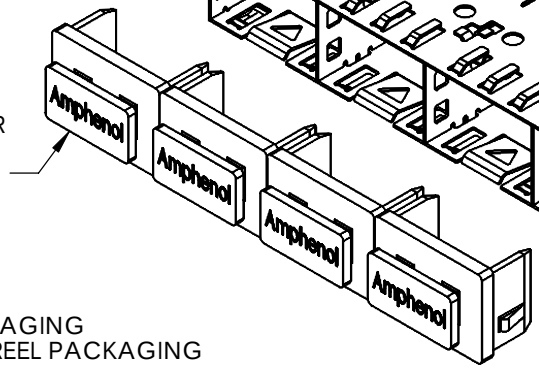

P/N U77-A4110-XD0X SHOWN

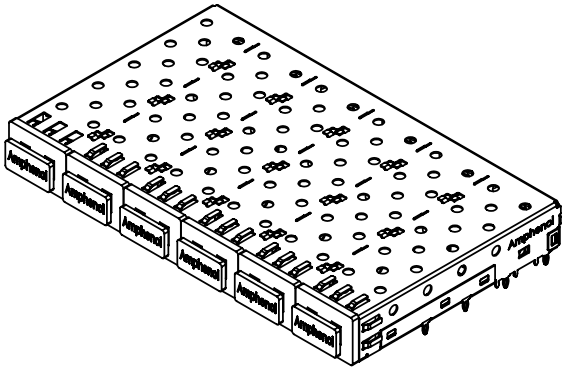

P/N U77-A6110-XD0X SHOWN

AMPHENOL PART NUMBER CONFIGURATION

U77-A X 1 1 X-X X 0 X

SFP CAGE

STYLE
ONE ROW

NUMBER OF PORTS
2 = 2 PORTS
4 = 4 PORTS
6 = 6 PORTS

CHASIS GROUNDING
TAB GROUNDING

HEAT SINK OPTION
NO HEAT SINK

MOUNTING
0 = STANDARD
4 = REAR PRESS-FIT PINS

PLATING
1 = BRIGHT TIN
2 = NICKEL
3 = MATTE TIN

OPTIONAL DUST COVER
0 = WITHOUT DUST COVER
D = WITH DUST COVER (SHIP LOOSE)

OPTION 1
STANDARD

PACKAGING
1 = TRAY PACKAGING
T = TAPE AND REEL PACKAGING

DO NOT SCALE DRAWING

THIS DOCUMENT CONTAINS PROPRIETARY INFORMATION AND SUCH INFORMATION MAY NOT BE DISCLOSED TO OTHERS FOR ANY PURPOSE OR USED FOR MANUFACTURING PUPOSES WITHOUT PERMISSION FROM AMPHENOL CANADA CORP.

UNLESS OTHERWISE SPECIFIED DIMENSIONS ARE IN MELLIMETERS TOLERANCES ARE:
DECIMALS X.X ± 0.15, X.XX ± 0.10
ANGLES ± 1°

MATERIAL AND FINISH: SEE NOTE 1

REF.

CODE IDENT. NO. 03554

APPROVALS		DATE
DRAWN	M.D.LONG	2005/08/25
DESIGNED	M.D.LONG	2005/08/25
CHECKED	J.SI	2005/09/22
QA APP'D		
IE APP'D		
DWG APP'D	A.GREEN	2005/09/22

Amphenol Canada Corp.

TITLE: SFP INLINE CAGE

SIZE A4 | DWG. NO. P-U77-AX11X-XX0X | REV. E

SCALE 10 = 1 | PROJECT | SHEET 1 OF 6

REVISIONS				
REV.	ECN	DESCRIPTION	DATE	APPROVED
C		PROPOSAL	01/05/2006	A.G.
D		UPDATED	JUL17/09	A.G.
E		CORRECT PLATING OPTIONS	DEC20/10	A.G.

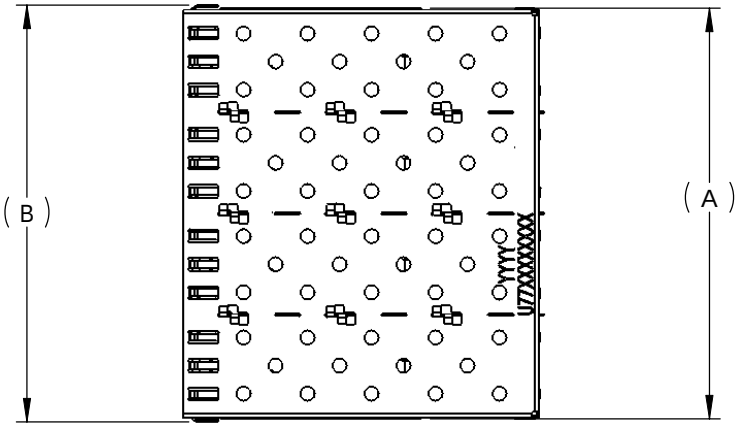

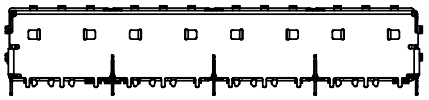

U77-A4110-XDXX SHOWN

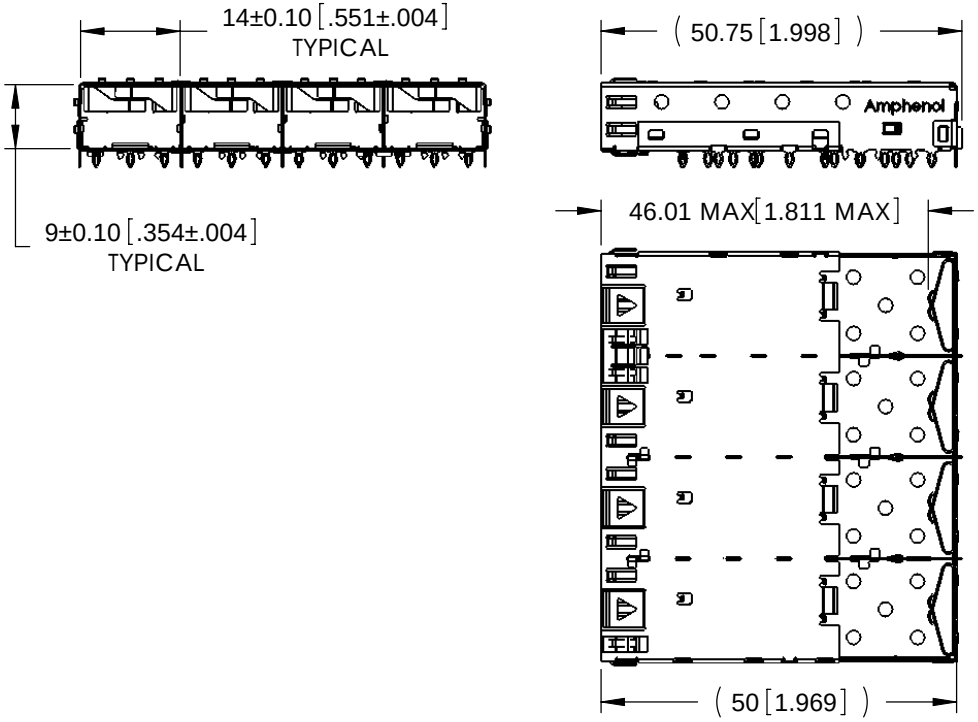

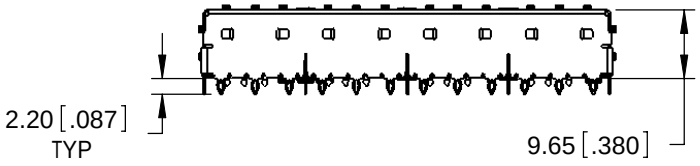

U77-A4114-XDXX SHOWN

PART NUMBER	A	B
U77-A211X-XXXX	29.25[1.151]	30.10[1.185]
U77-A411X-XXXX	57.75[2.274]	58.60[2.307]
U77-A611X-XXXX	86.25[3.396]	87.10[3.429]

DO NOT SCALE DRAWING

THIS DOCUMENT CONTAINS PROPRIETARY INFORMATION AND SUCH INFORMATION MAY NOT BE DISCLOSED TO OTHERS FOR ANY PURPOSE OR USED FOR MANUFACTURING PUPOSES WITHOUT PERMISSION FROM AMPHENOL CANADA CORP.

UNLESS OTHERWISE SPECIFIED DIMENSIONS ARE IN MELLIMETERS TOLERANCES ARE:
DECIMALS X.X ± 0.15, X.XX ± 0.10
ANGLES ± 1°

MATERIAL AND FINISH: SEE NOTE 1

REF.

CODE IDENT. NO. 03554

APPROVALS		DATE
DRAWN	M.D.LONG	2005/08/25
DESIGNED	M.D.LONG	2005/08/25
CHECKED	J.SI	2005/09/22
QA APPD		
IE APP'D		
DWG APP'D	A.GREEN	2005/09/22

Amphenol Canada Corp.

TITLE: SFP INLINE CAGE

SIZE A4 | DWG. NO. P-U77-AX11X-XX0X | REV. E

SCALE 10 = 1 | PROJECT | SHEET 2 OF 6

REVISIONS				
REV.	ECN	DESCRIPTION	DATE	APPROVED
C		PROPOSAL	01/05/2006	A.G.
D		UPDATED	JUL17/09	A.G.
E		CORRECT PLATING OPTIONS	DEC20/10	A.G.

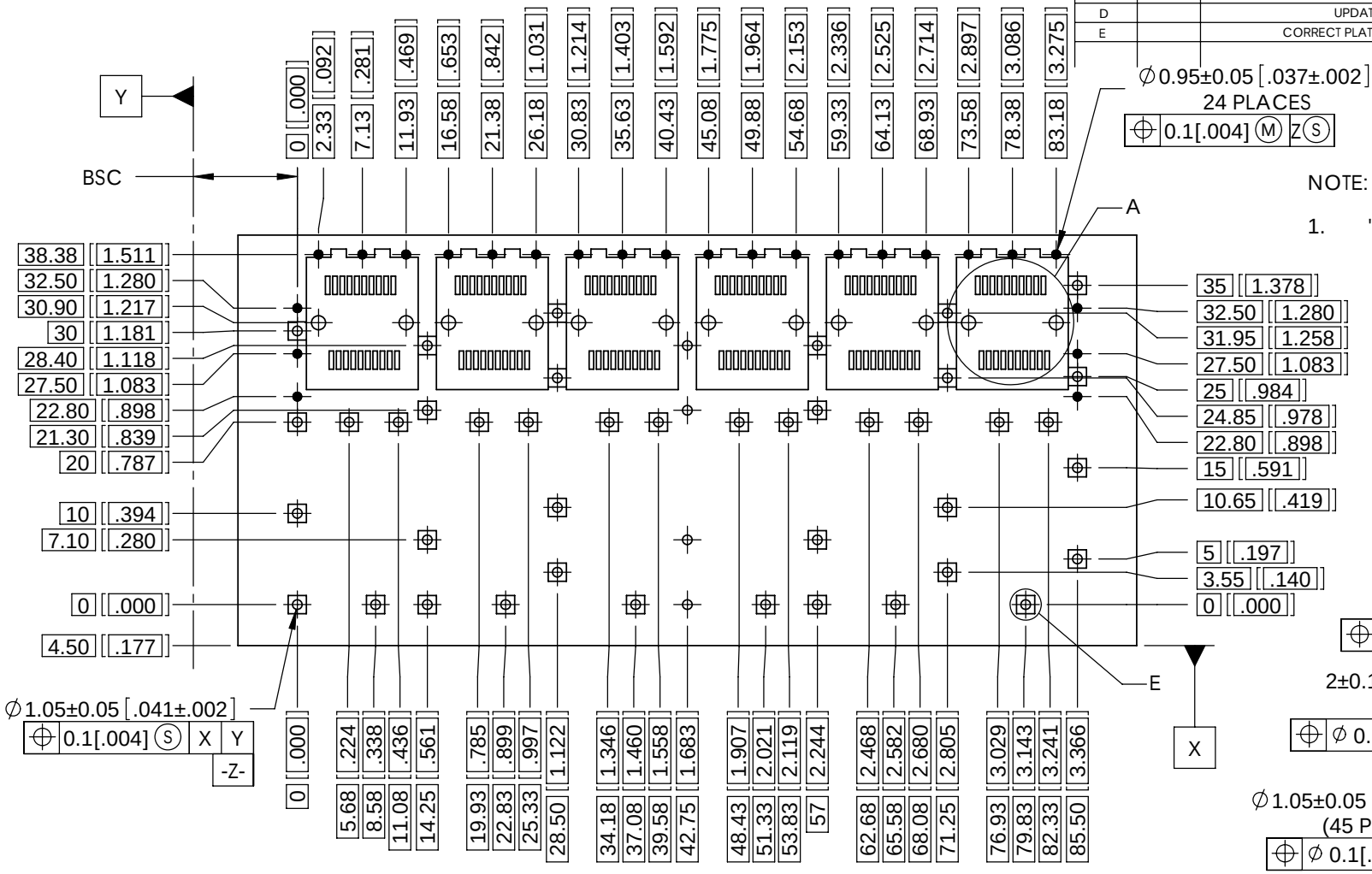

∅0.95±0.05 [.037±.002]
24 PLACES
0.1[.004] M Z S

NOTE:

1. "BSC" DIMENSION ESTABLISHED BY CUSTOMER

2±0.10 [.079±.004]
(42 PLCS)
∅ 0.1[.004] L Z S

2±0.10 [.079±.004]
(42 PLCS)
∅ 0.1[.004] L Z S

∅1.05±0.05 [.041±.002]
(45 PLCS)
∅ 0.1[.004] M Z S

DETAIL E
SCALE 3 : 1

RECOMMENDED SFP HOST BOARD LAYOUT
FOR P/N U77-A611X-XX0X

DO NOT SCALE DRAWING

THIS DOCUMENT CONTAINS PROPRIETARY INFORMATION AND SUCH INFORMATION MAY NOT BE DISCLOSED TO OTHERS FOR ANY PURPOSE OR USED FOR MANUFACTURING PUPOSES WITHOUT PERMISSION FROM AMPHENOL CANADA CORP.

UNLESS OTHERWISE SPECIFIED DIMENSIONS ARE IN MELLIMETERS TOLERANCES ARE:
DECIMALS X.X ± 0.15, X.XX ± 0.10
ANGLES ± 1°

MATERIAL AND FINISH: SEE NOTE 1

REF.

CODE IDENT. NO. 03554

APPROVALS		DATE
DRAWN	M.D.LONG	2005/08/25
DESIGNED	M.D.LONG	2005/08/25
CHECKED	J.SI	2005/09/22
QA APPD		
IE APP'D		
DWG APP'D	A.GREEN	2005/09/22

Amphenol Canada Corp.

TITLE: SFP IN-LINE CAGE

SIZE A4 | DWG. NO. P-U77-AX11X-XX0X | REV. E

SCALE 10 = 1 | PROJECT | SHEET 3 OF 6

REVISIONS				
REV.	ECN	DESCRIPTION	DATE	APPROVED
C		PROPOSAL	01/05/2006	A.G.
D		UPDATED	JUL17/09	A.G.
E		CORRECT PLATING OPTIONS	DEC20/10	A.G.

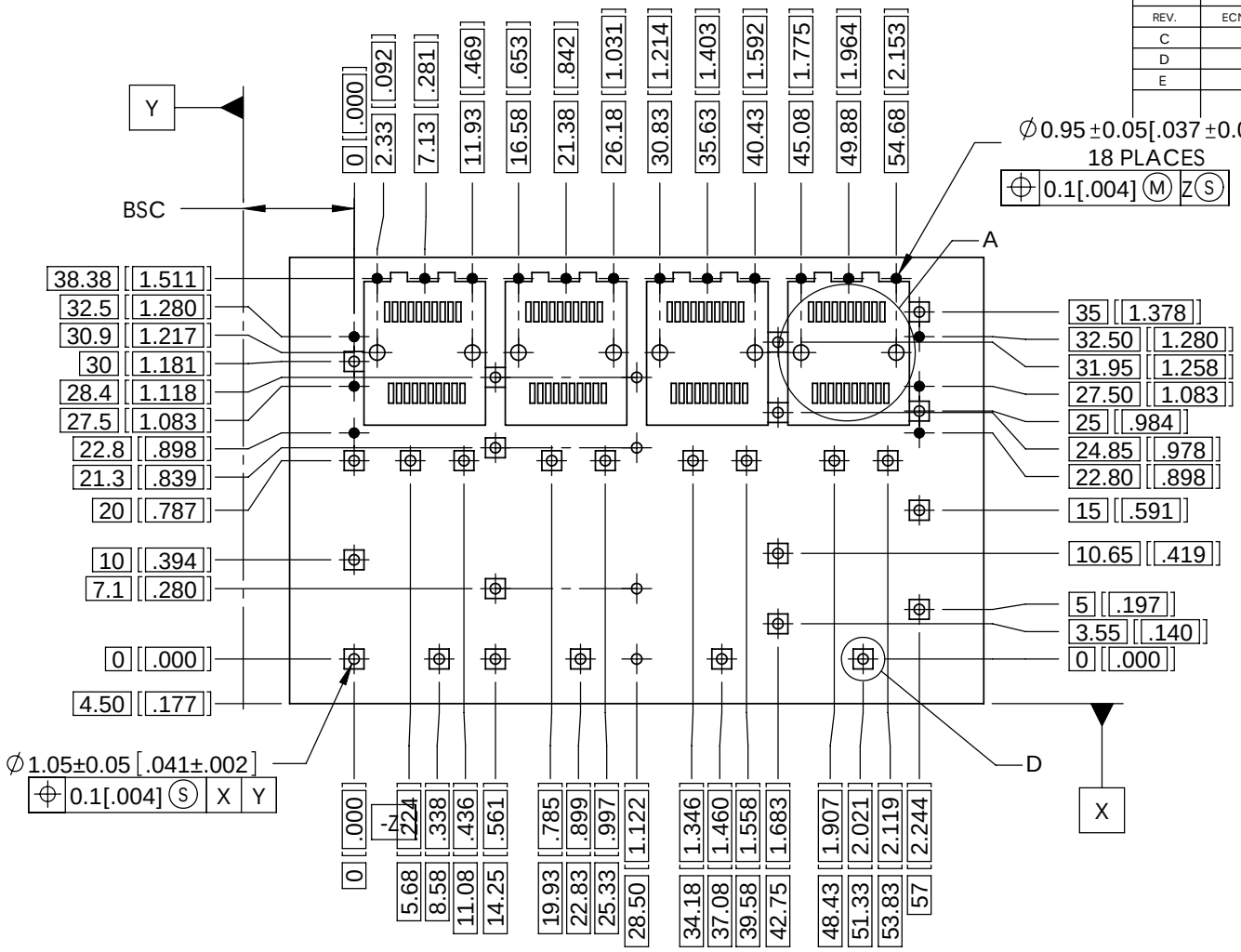

NOTE:

1. "BSC" DIMENSION ESTABLISHED BY CUSTOMER

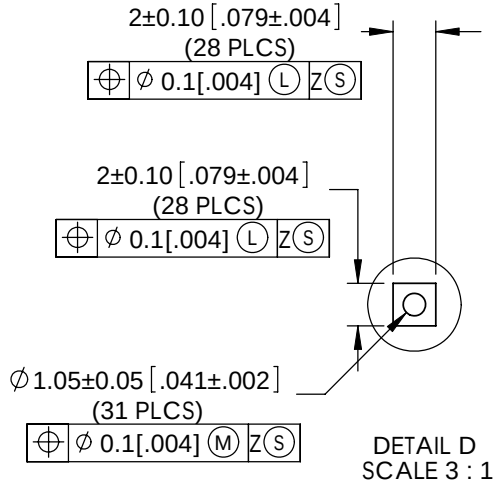

DETAIL D
SCALE 3 : 1

RECOMMENDED SFP HOST BOARD LAYOUT
FOR P/N U77-A411X-XXXX

DO NOT SCALE DRAWING

THIS DOCUMENT CONTAINS PROPRIETARY INFORMATION AND SUCH INFORMATION MAY NOT BE DISCLOSED TO OTHERS FOR ANY PURPOSE OR USED FOR MANUFACTURING PUPOSES WITHOUT PERMISSION FROM AMPHENOL CANADA CORP.

UNLESS OTHERWISE SPECIFIED DIMENSIONS ARE IN MELLIMETERS TOLERANCES ARE:
DECIMALS X.X ± 0.15, X.XX ± 0.10
ANGLES ± 1°
MATERIAL AND FINISH: SEE NOTE 1
REF.
CODE IDENT. NO. 03554

APPROVALS		DATE
DRAWN	M.D.LONG	2005/08/25
DESIGNED	M.D.LONG	2005/08/25
CHECKED	J.SI	2005/09/22
QA APPD		
IE APP'D		
DWG APP'D	A.GREEN	2005/09/22

Amphenol Canada Corp.

TITLE: SFP IN-LINE CAGE

SIZE A4 | DWG. NO. P-U77-AX11X-XX0X | REV. E

SCALE 10 = 1 | PROJECT | SHEET 4 OF 6

REVISIONS				
REV.	ECN	DESCRIPTION	DATE	APPROVED
C		PROPOSAL	01/05/2006	A.G.
D		UPDATED	JUL17/09	A.G.
E		CORRECT PLATING OPTIONS	DEC20/10	A.G.

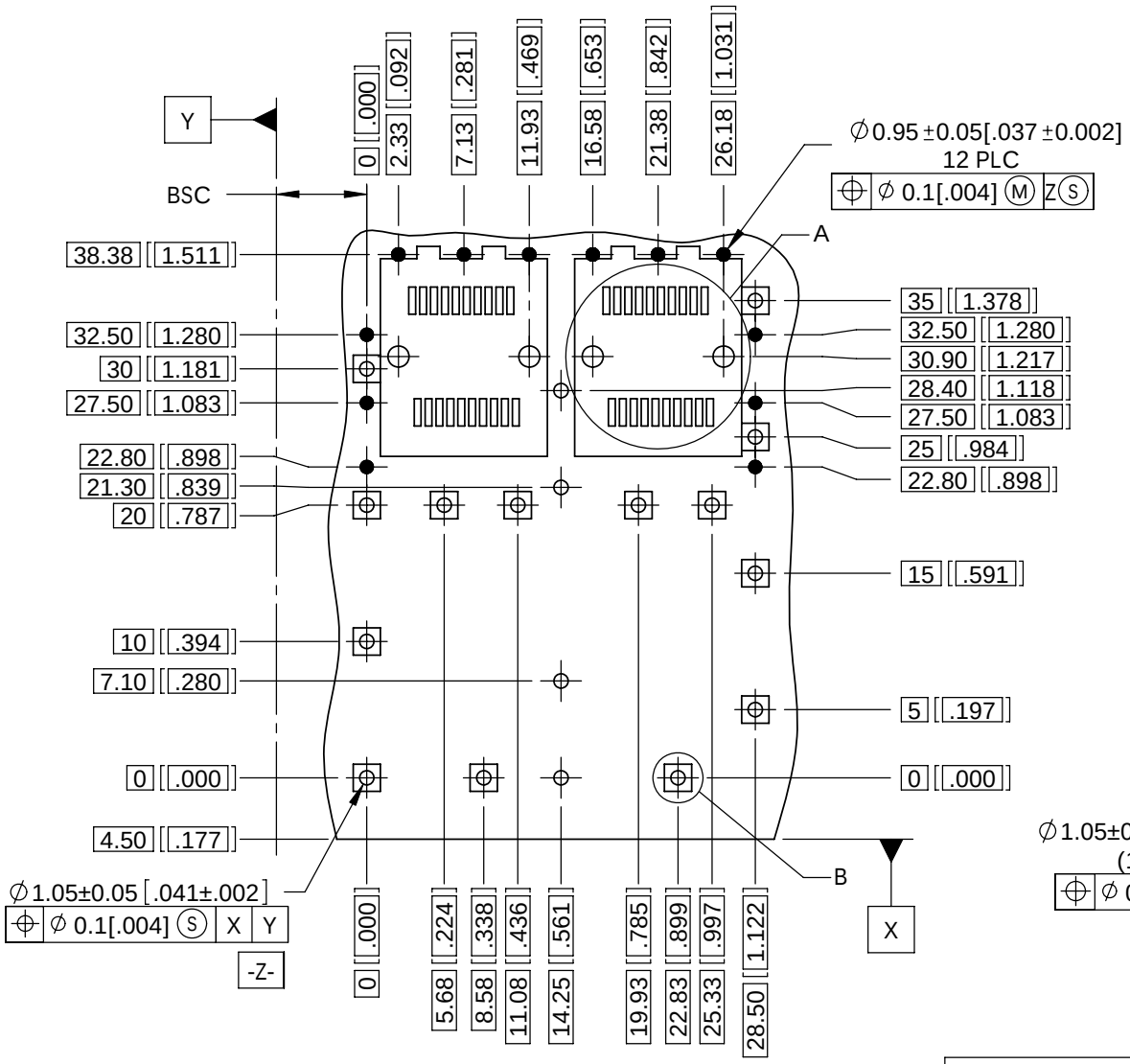

NOTE:

1. "BSC" DIMENSION ESTABLISHED BY CUSTOMER

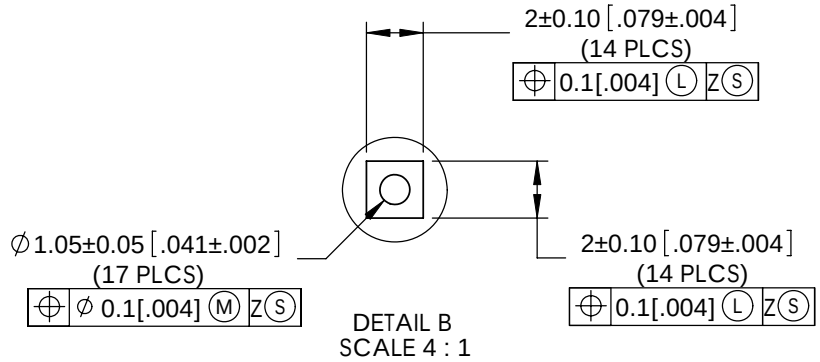

RECOMMENDED SFP HOST BOARD LAYOUT
FOR P/N U77-A211X-XXXX

DO NOT SCALE DRAWING

THIS DOCUMENT CONTAINS PROPRIETARY INFORMATION AND SUCH INFORMATION MAY NOT BE DISCLOSED TO OTHERS FOR ANY PURPOSE OR USED FOR MANUFACTURING PUPOSES WITHOUT PERMISSION FROM AMPHENOL CANADA CORP.

UNLESS OTHERWISE SPECIFIED DIMENSIONS ARE IN MELLIMETERS TOLERANCES ARE:
DECIMALS X.X ± 0.15, X.XX ± 0.10
ANGLES ± 1°
MATERIAL AND FINISH: SEE NOTE 1
REF.
CODE IDENT. NO. 03554

APPROVALS		DATE
DRAWN	M.D.LONG	2005/08/30
DESIGNED	M.D.LONG	2005/08/30
CHECKED	J.SI	2005/09/22
QA APPD		
IE APP'D		
DWG APP'D	A.GREEN	2005/09/22

Amphenol Canada Corp.

TITLE: SFP IN-LINE CAGE

SIZE A4 | DWG. NO. P-U77-AX11X-XX0X | REV. E
SCALE 10 = 1 | PROJECT | SHEET 5 OF 6

REVISIONS				
REV.	ECN	DESCRIPTION	DATE	APPROVED
C		PROPOSAL	01/05/2006	A.G.
D		UPDATED	JUL17/09	A.G.
E		CORRECT PLATING OPTIONS	DEC20/10	A.G.

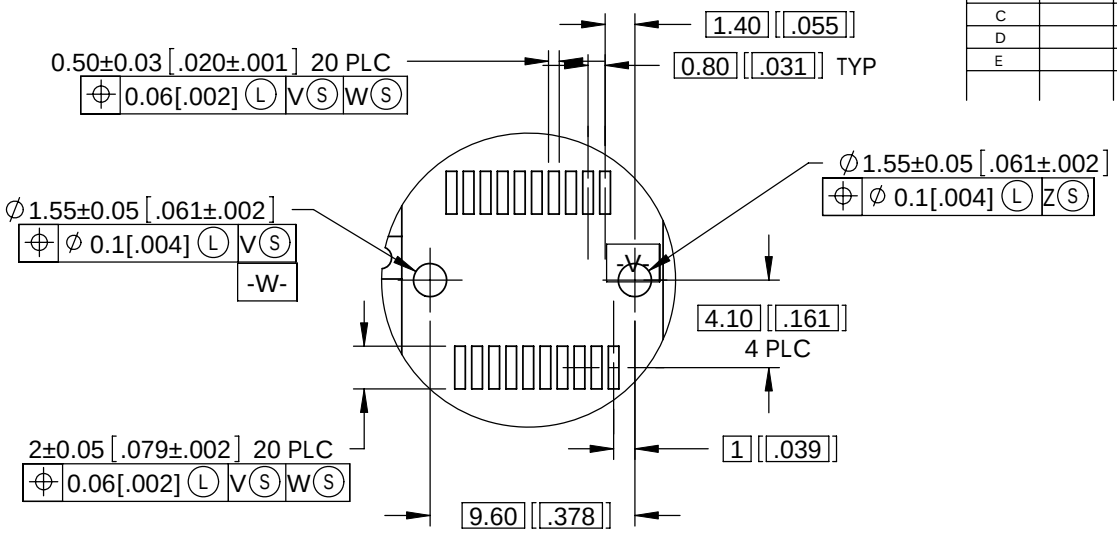

DETAIL A
SCALE 3 : 1

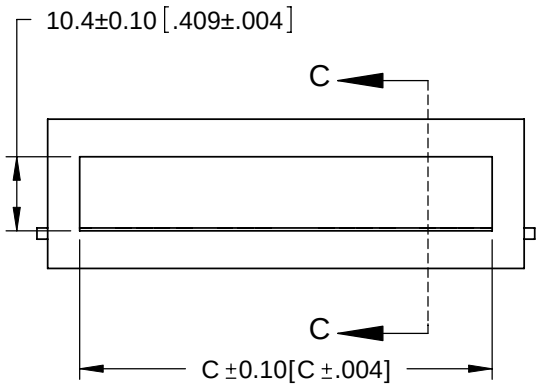

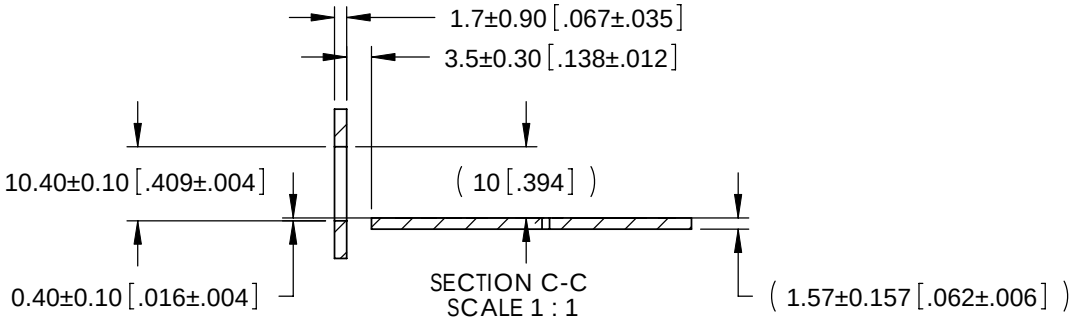

SECTION C-C
SCALE 1 : 1

PART NUMBER	C
U77-A211X-XXXX	29.5[1.161]
U77-A411X-XXXX	58.0[2.283]
U77-A611X-XXXX	86.5[3.406]

RECOMMENDED BEZEL DESIGN

DO NOT SCALE DRAWING

THIS DOCUMENT CONTAINS PROPRIETARY INFORMATION AND SUCH INFORMATION MAY NOT BE DISCLOSED TO OTHERS FOR ANY PURPOSE OR USED FOR MANUFACTURING PUPOSES WITHOUT PERMISSION FROM AMPHENOL CANADA CORP.

UNLESS OTHERWISE SPECIFIED DIMENSIONS ARE IN MELLIMETERS
TOLERANCES ARE:
DECIMALS X.X ± 0.15 X.XX ± 0.10
ANGLES ± 1°
MATERIAL AND FINISH: SEE NOTE 1
REF.
CODE IDENT. NO. 03554

APPROVALS		DATE
DRAWN	M.D.LONG	2005/08/25
DESIGNED	M.D.LONG	2005/08/25
CHECKED	J.SI	2005/09/22
QA APPD		
IE APP'D		
DWG APP'D	A.GREEN	2005/09/22

Amphenol Canada Corp.

TITLE: SFP IN-LINE CAGE

SIZE A4 | DWG. NO. P-U77-AX11X-XX0X | REV. E

SCALE 10 = 1 | PROJECT | SHEET 6 OF 6