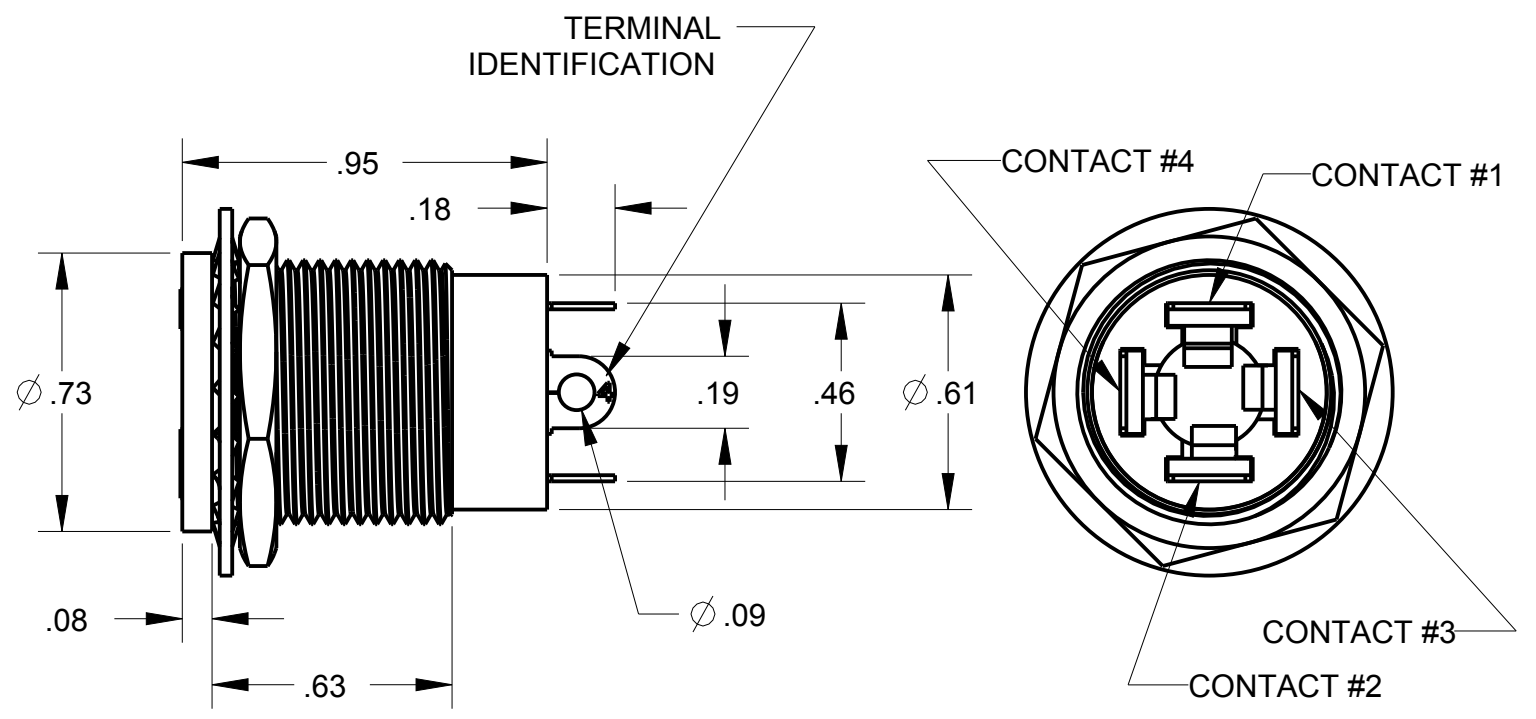
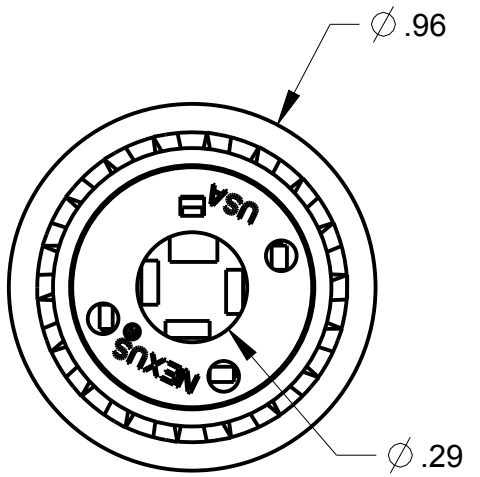
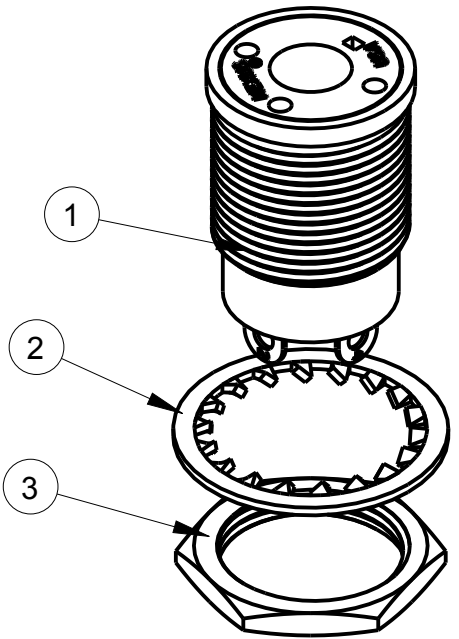


ITEM #	PART #	QTY	DESCRIPTION
1	TJT-120XL-8	1	JACK ASSEMBLY, EXTERNAL THREAD
2	TJT-120-3	1	LOCK WASHER
3	TJT-120-2	1	NUT

B TJT-120XL

- NOTES:
- 1) TERMINALS 1,2,3,& 4 ARE BERY. CU.
 - 2) FINISH: ALL TERMINALS PER QQ-N-290, TYPE 1, CLASS 7, NICKEL
 - 3) ASSEMBLY TO MATE WITH TELEPHONE PLUGS TYPE U-93A/U, U-174/U, & NEXUS TP-120
 - 4) TERMINALS 1 & 3 ARE FOR MICROPHONE CIRCUIT, TERMINALS 2 & 4 ARE FOR EARPHONE CIRCUIT
 - 5) INSERTION FORCE: 13 LBS MAX
WITHDRAWL FORCE: 5 LBS MIN, 10 LBS MAX
 - 6) ELECTRICAL:
 - A) DIALECTRIC STRENGTH - 500 VOLTS RMS MIN BETWEEN ANY PAIR OF CONTACTS.
 - B) INSULATION RESISTANCE - 100 MEGAOHMS MIN BETWEEN ANY PAIR OF CONTACTS
 - 7) RECOMMENDED PANEL CUTOUT TO BE $\phi .703 \pm .003$



THIS DOCUMENT CONTAINS PROPRIETARY INFORMATION OF NEXUS, INCORPORATED AND SUCH INFORMATION MAY NOT BE DISCLOSED TO OTHERS FOR ANY PURPOSE OR USED FOR ANY PURPOSE WITHOUT THE WRITTEN CONSENT OF NEXUS.

LET.	REVISION	CN #	DATE	CHK.
A	NEW PROPOSAL		12/10 2013	HR

DWN.BY	HR	DATE	12/10/13	MATERIAL	
CHECKED BY		DATE		FINISH	
APPR.BY		DATE		WEIGHT	SCALE = 1.00 :1
UNLESS OTHERWISE SPECIFIED: DIMENSIONS ARE IN INCHES &/OR (mm)				TITLE PHONE JACK ASSEMBLY	
TOLERANCES: DECIMAL: .XX[X.X] .XXX[X.XX] ± .01[0.3] ± .003[0.08]					
FRACTION: X/X ± 1/64				DO NOT SCALE DWG. SHEET 1 OF 1	
				SIZE	DWG. NO.
				B	TJT-120XL

NEXUS
STAMFORD, CONN