





**POWER STRIP 40**

PESC-02-40-02-01-L-VT



(6.35 mm) .250" (PWR) (2.54 mm) .100" (SIG)

PETC-01-40-01-01-L-VT

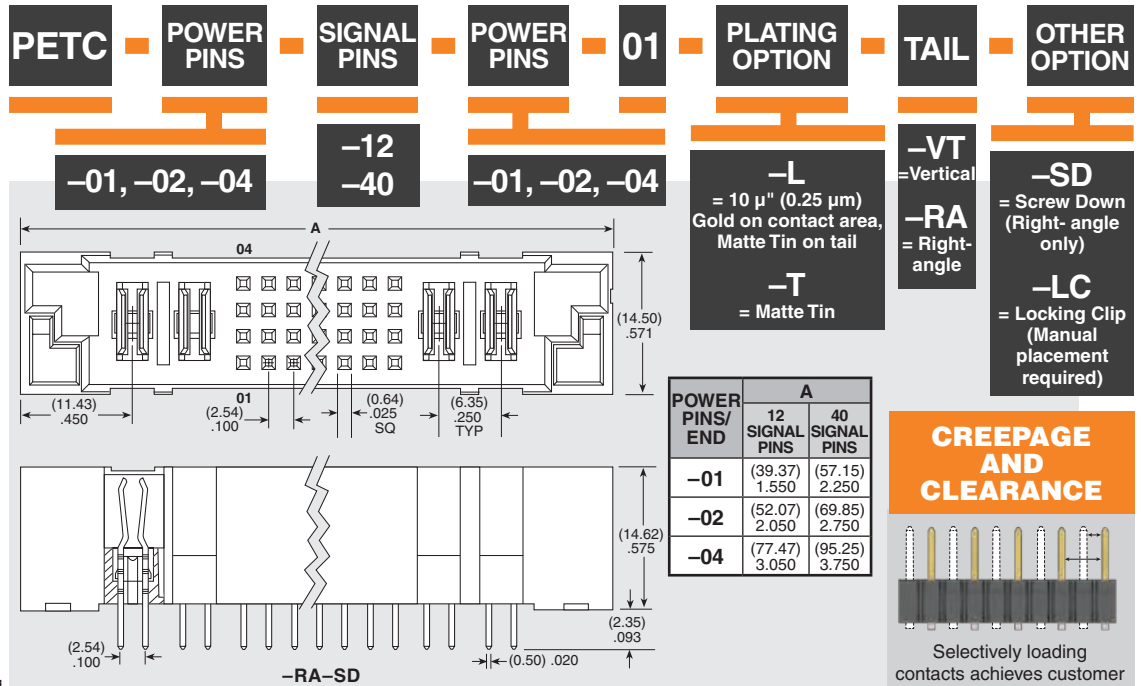
PETC, PESC SERIES

# 40 A SIGNAL/POWER COMBO SYSTEM

**SPECIFICATIONS**

For complete specifications see [www.samtec.com?PETC](http://www.samtec.com?PETC) or [www.samtec.com?PESC](http://www.samtec.com?PESC)

- Insulator Material:** Black LCP
- Terminal Material:** Copper Alloy
- Plating:** Sn or Au over 50 μ" (1.27 μm) Ni
- Current Rating (Signal Pin):** 5.7 A per pin (4 pins powered)
- Insertion Depth (Power Pin):** (5.00 mm) .197" to (8.46 mm) .333"
- Wiping Distance:** Signal: (1.5 mm) .059" Max Power: (4.14 mm) .163" Max
- Operating Temp Range:** -55 °C to +125 °C for Au -55 °C to +105 °C for Sn
- Voltage Rating:** Signal: 450 VAC/636 VDC Power: 650 VAC/919 VDC
- Standard Creepage:** (3.66 mm) .144" (power)
- Standard Clearance:** (3.31 mm) .130" (power)
- RoHS Compliant:** Yes
- Lead-Free Solderable:** Yes
- Lead:** Yes



| POWER PINS/END | A              |                |
|----------------|----------------|----------------|
|                | 12 SIGNAL PINS | 40 SIGNAL PINS |
| -01            | (39.37) 1.550  | (57.15) 2.250  |
| -02            | (52.07) 2.050  | (69.85) 2.750  |
| -04            | (77.47) 3.050  | (95.25) 3.750  |

**CREEPAGE AND CLEARANCE**

Selectively loading contacts achieves customer specific creepage and clearance requirements.  
Contact [asp@samtec.com](mailto:asp@samtec.com)

| PETC/PESC  |                              |
|------------|------------------------------|
| POWER PINS | CURRENT RATING (PER CONTACT) |
| 1          | 31.4 A                       |
| 2          | 28.0 A                       |
| 3          | 24.4 A                       |
| 4          | 22.9 A                       |

**RECOGNITIONS**

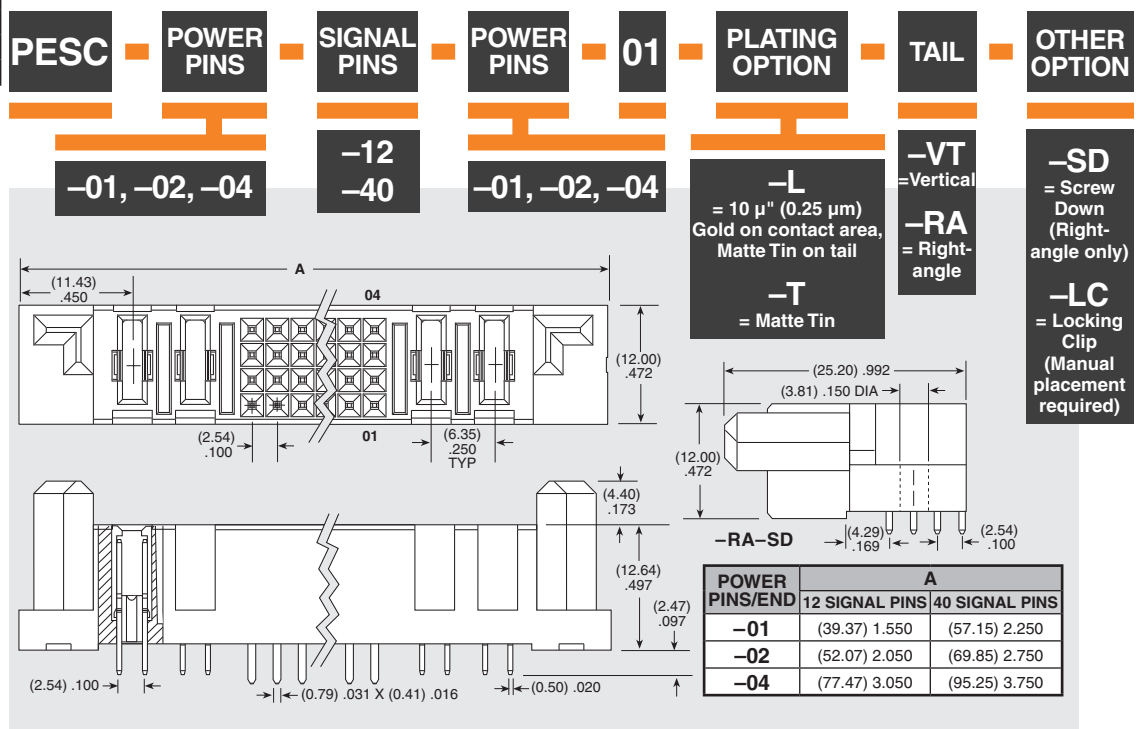
For complete scope of recognitions see [www.samtec.com/quality](http://www.samtec.com/quality)



**ALSO AVAILABLE (MOQ Required)**

- Other signal pins
- Power pins
- Asymmetric power pin placement
- Other platings

**Notes:**  
The number of power pins on each end must equal.  
Some sizes, styles and options are non-standard, non-returnable.



| POWER PINS/END | A              |                |
|----------------|----------------|----------------|
|                | 12 SIGNAL PINS | 40 SIGNAL PINS |
| -01            | (39.37) 1.550  | (57.15) 2.250  |
| -02            | (52.07) 2.050  | (69.85) 2.750  |
| -04            | (77.47) 3.050  | (95.25) 3.750  |

Due to technical progress, all designs, specifications and components are subject to change without notice.

[WWW.SAMTEC.COM](http://WWW.SAMTEC.COM)

All parts within this catalog are built to Samtec's specifications. Customer specific requirements must be approved by Samtec and identified in a Samtec customer-specific drawing to apply.