




POWER STRIP 40

PESC-02-40-02-01-L-VT



PETC-01-40-01-01-L-VT



PETC, PESC SERIES

(6.35 mm) .250" (PWR) (2.54 mm) .100" (SIG)

40 A SIGNAL/POWER COMBO SYSTEM

SPECIFICATIONS

For complete specifications see www.samtec.com?PETC or www.samtec.com?PESC

Insulator Material:
Black LCP

Terminal Material:
Copper Alloy

Plating:

Sn or Au over 50 μ" (1.27 μm) Ni
Current Rating (Signal Pin):

5.7 A per pin
(4 pins powered)

Insertion Depth (Power Pin):
(5.00 mm) .197" to

(8.46 mm) .333"

Wiping Distance:

Signal: (1.5 mm) .059" Max

Power: (4.14 mm) .163" Max

Operating Temp Range:

-55 °C to +125 °C for Au

-55 °C to +105 °C for Sn

Voltage Rating:

Signal: 450 VAC/636 VDC

Power: 650 VAC/919 VDC

Standard Creepage:

(3.66 mm) .144" (power)

Standard Clearance:

(3.31 mm) .130" (power)

RoHS Compliant:

Yes

Lead-Free Solderable:

Yes

PETC/PESC	
POWER PINS	CURRENT RATING (PER CONTACT)
1	31.4 A
2	28.0 A
3	24.4 A
4	22.9 A

RECOGNITIONS

For complete scope of recognitions see www.samtec.com/quality



FILE NO. E111594

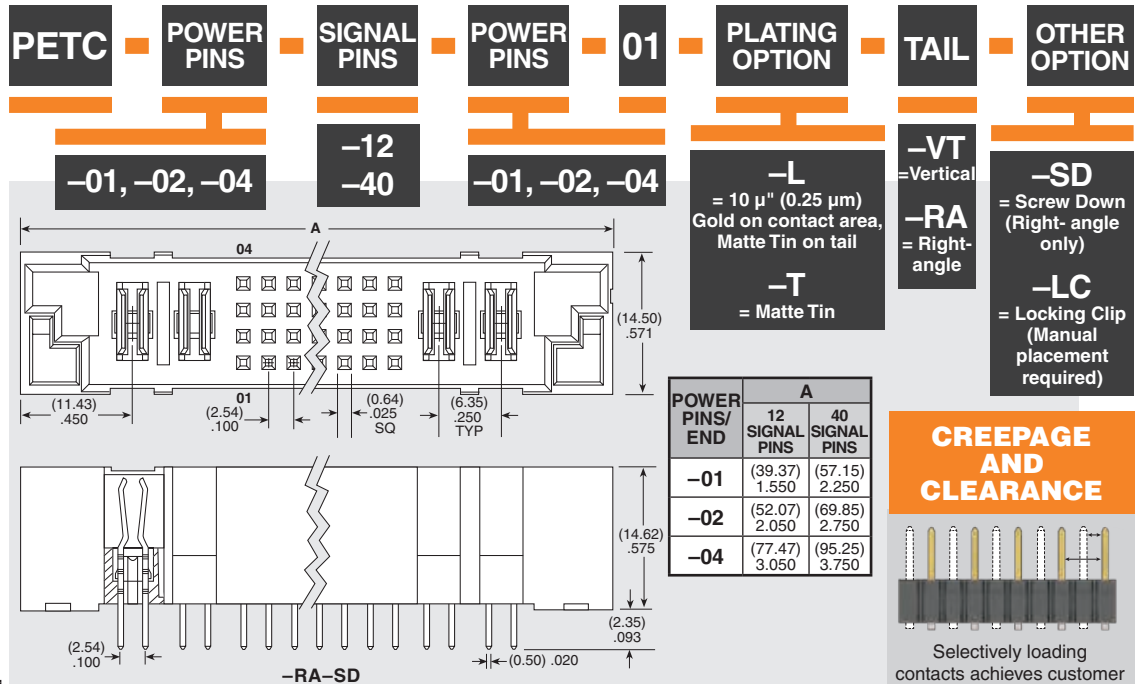
ALSO AVAILABLE (MOQ Required)

- Other signal pins
- Power pins
- Asymmetric power pin placement
- Other platings

Notes:


The number of power pins on each end must equal.

Some sizes, styles and options are non-standard, non-returnable.

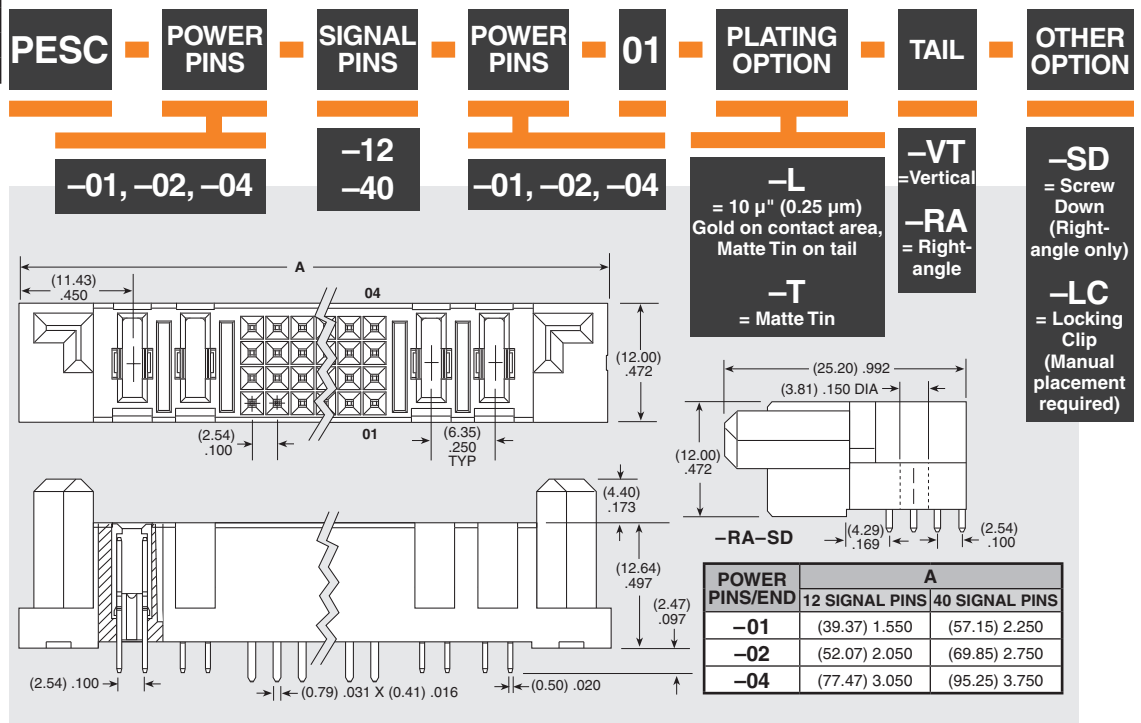


POWER PINS/END	A	
	12 SIGNAL PINS	40 SIGNAL PINS
-01	(39.37) 1.550	(57.15) 2.250
-02	(52.07) 2.050	(69.85) 2.750
-04	(77.47) 3.050	(95.25) 3.750

CREEPAGE AND CLEARANCE



Selectively loading contacts achieves customer specific creepage and clearance requirements. Contact asp@samtec.com



POWER PINS/END	A	
	12 SIGNAL PINS	40 SIGNAL PINS
-01	(39.37) 1.550	(57.15) 2.250
-02	(52.07) 2.050	(69.85) 2.750
-04	(77.47) 3.050	(95.25) 3.750

Due to technical progress, all designs, specifications and components are subject to change without notice.

WWW.SAMTEC.COM

All parts within this catalog are built to Samtec's specifications.

Customer specific requirements must be approved by Samtec and identified in a Samtec customer-specific drawing to apply.