





POWER STRIP 40

PESC-02-40-02-01-L-VT



(6.35 mm) .250" (PWR) (2.54 mm) .100" (SIG)

PETC-01-40-01-01-L-VT

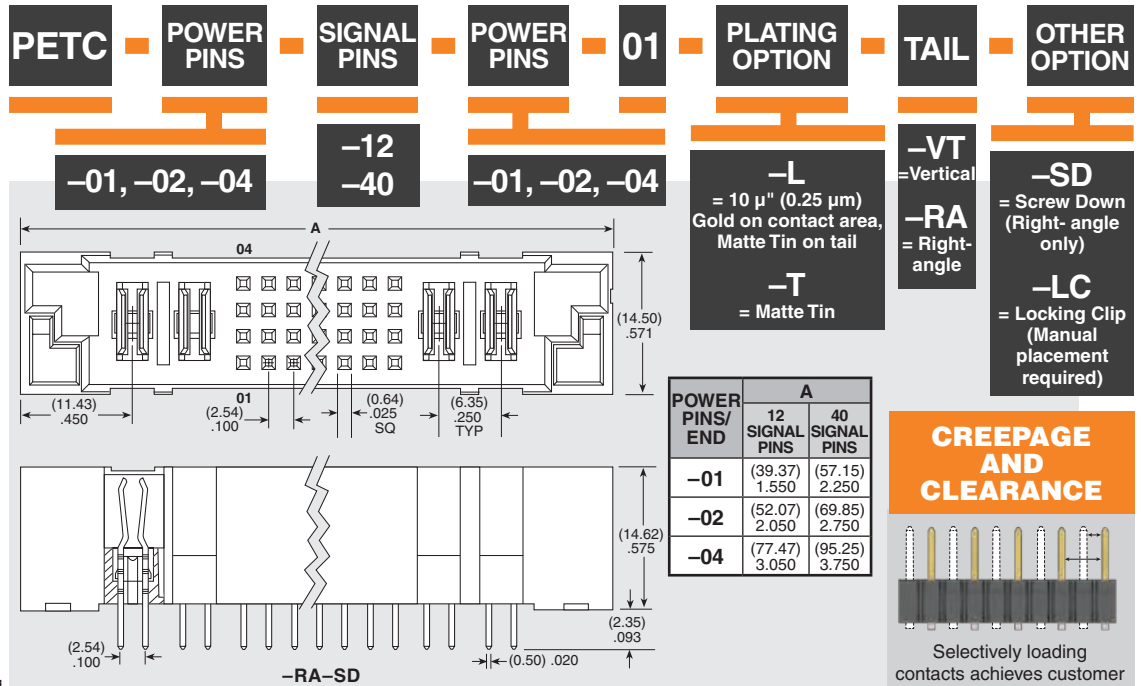
PETC, PESC SERIES

40 A SIGNAL/POWER COMBO SYSTEM

SPECIFICATIONS

For complete specifications see www.samtec.com?PETC or www.samtec.com?PESC

- Insulator Material:** Black LCP
- Terminal Material:** Copper Alloy
- Plating:** Sn or Au over 50 μ" (1.27 μm) Ni
- Current Rating (Signal Pin):** 5.7 A per pin (4 pins powered)
- Insertion Depth (Power Pin):** (5.00 mm) .197" to (8.46 mm) .333"
- Wiping Distance:** Signal: (1.5 mm) .059" Max Power: (4.14 mm) .163" Max
- Operating Temp Range:** -55 °C to +125 °C for Au -55 °C to +105 °C for Sn
- Voltage Rating:** Signal: 450 VAC/636 VDC Power: 650 VAC/919 VDC
- Standard Creepage:** (3.66 mm) .144" (power)
- Standard Clearance:** (3.31 mm) .130" (power)
- RoHS Compliant:** Yes
- Lead-Free Solderable:** Yes



POWER PINS/END	A	
	12 SIGNAL PINS	40 SIGNAL PINS
-01	(39.37) 1.550	(57.15) 2.250
-02	(52.07) 2.050	(69.85) 2.750
-04	(77.47) 3.050	(95.25) 3.750

CREEPAGE AND CLEARANCE

Selectively loading contacts achieves customer specific creepage and clearance requirements.
Contact asp@samtec.com

PETC/PESC	
POWER PINS	CURRENT RATING (PER CONTACT)
1	31.4 A
2	28.0 A
3	24.4 A
4	22.9 A

RECOGNITIONS

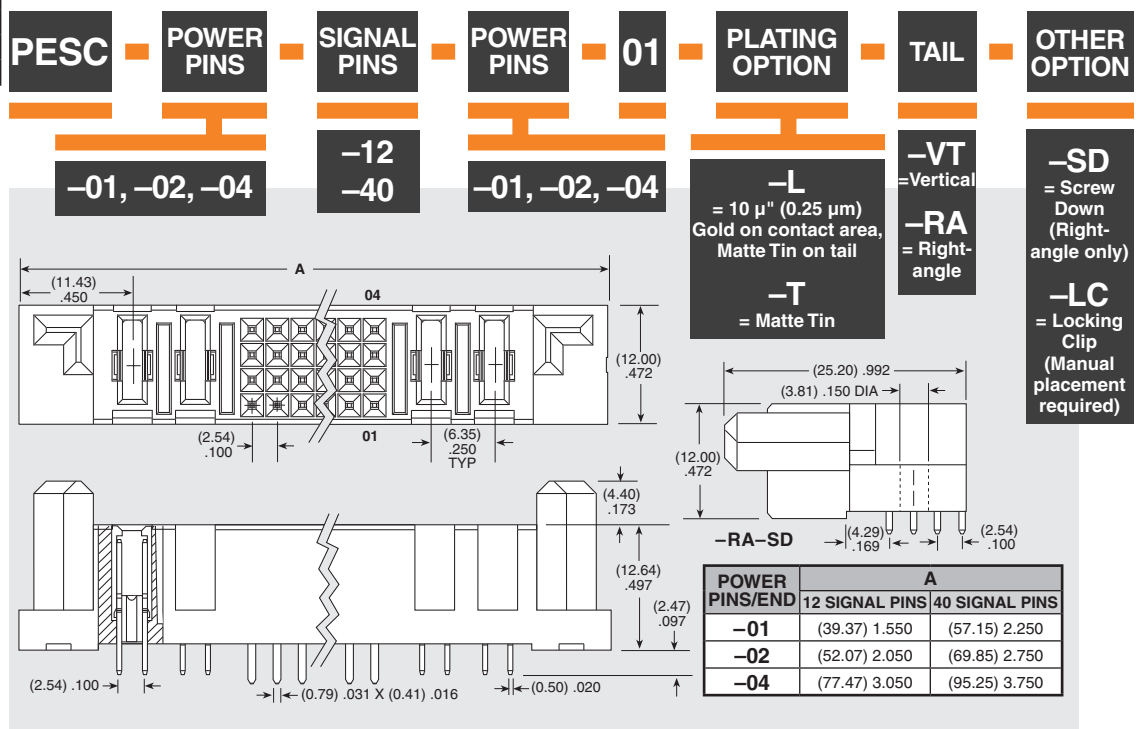
For complete scope of recognitions see www.samtec.com/quality



ALSO AVAILABLE (MOQ Required)

- Other signal pins
- Power pins
- Asymmetric power pin placement
- Other platings

Notes:
The number of power pins on each end must equal.
Some sizes, styles and options are non-standard, non-returnable.



POWER PINS/END	A	
	12 SIGNAL PINS	40 SIGNAL PINS
-01	(39.37) 1.550	(57.15) 2.250
-02	(52.07) 2.050	(69.85) 2.750
-04	(77.47) 3.050	(95.25) 3.750

Due to technical progress, all designs, specifications and components are subject to change without notice.

WWW.SAMTEC.COM

All parts within this catalog are built to Samtec's specifications. Customer specific requirements must be approved by Samtec and identified in a Samtec customer-specific drawing to apply.