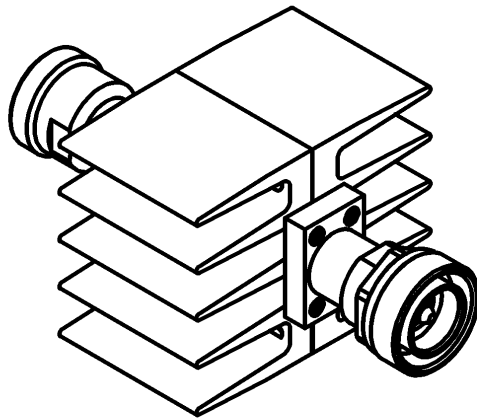
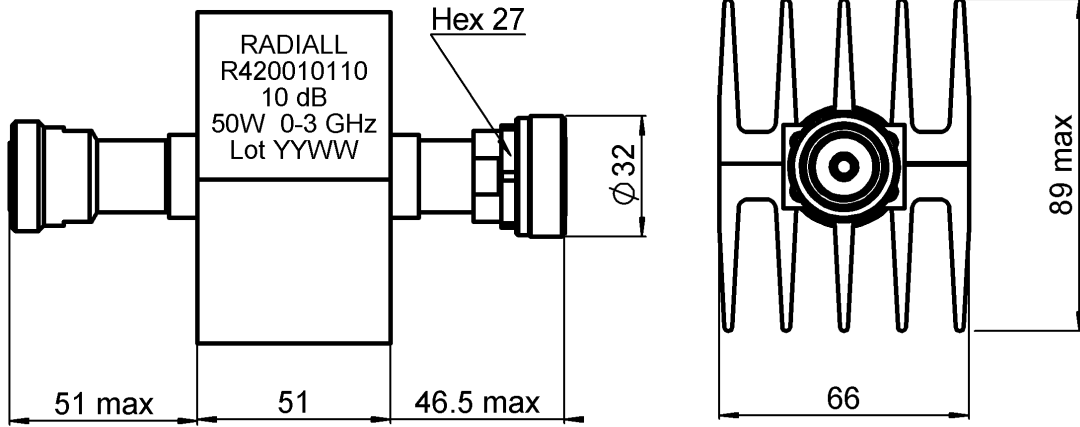


**7-16 ATTENUATOR**

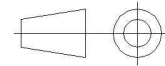
**10 DB 3 GHZ 50W**

**R420.010.110**

Series : ATTENUATOR



All dimensions are in mm.



COMPONENTS	MATERIALS	PLATING( $\mu\text{m}$ )
BODY	BRASS	BBR 0.5 OVER SILVER 3
MALE CENTER CONTACT	BRASS	BBR 0.5 OVER SILVER 3
FEMALE CENTER CONTACT	BERYLLIUM COPPER	BBR 0.5 OVER SILVER 3
OUTER CONTACT	BRASS	BBR 0.5 OVER SILVER 5
INSULATOR	PTFE	
GASKET	SILICONE RUBBER	
SUBSTRATE	ALUMINA	
RESISTOR	THICK FILM	
OTHERS PARTS	ALUMINIUM	BLACK PAINTING

Issue : 0542 A

In the effort to improve our products, we reserve the right to make changes judged to be necessary.

**7-16 ATTENUATOR**

**R420.010.110**

**10 DB 3 GHZ 50W**

Series : ATTENUATOR

**ELECTRICAL CHARACTERISTICS**

Frequency (GHz)	DC - 1	1 - 2	2 - 3
V.S.W.R (≤)	1.10	1.25	1.35
Deviation(±dB)	0.70	0.70	0.70

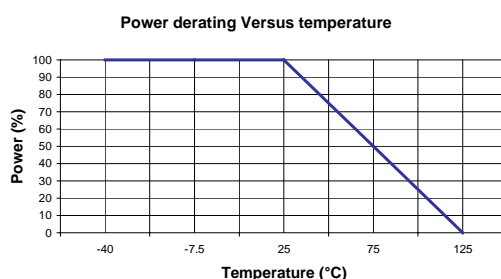
Operating Frequency Range	DC - 3	GHz
Impedance	50	Ω
Nominal Attenuation	10	dB
Peak power at 25°C (1μs, 1%)	5000	W
Average power at 25°C	50	W (Free Air Cooled) W (Conduction Cooled)

**MECHANICAL CHARACTERISTICS**

Connectors	7-16	Male Female	IEC 169-4
Weight	594.922	g	

**ENVIRONMENTAL CHARACTERISTICS**

Operating temperature range	-55 / +125 °C
Storage temperature range	-55 / +125 °C



**SPECIFICATION**

**OTHER CHARACTERISTICS**

Issue : 0542 A

In the effort to improve our products, we reserve the right to make changes judged to be necessary.