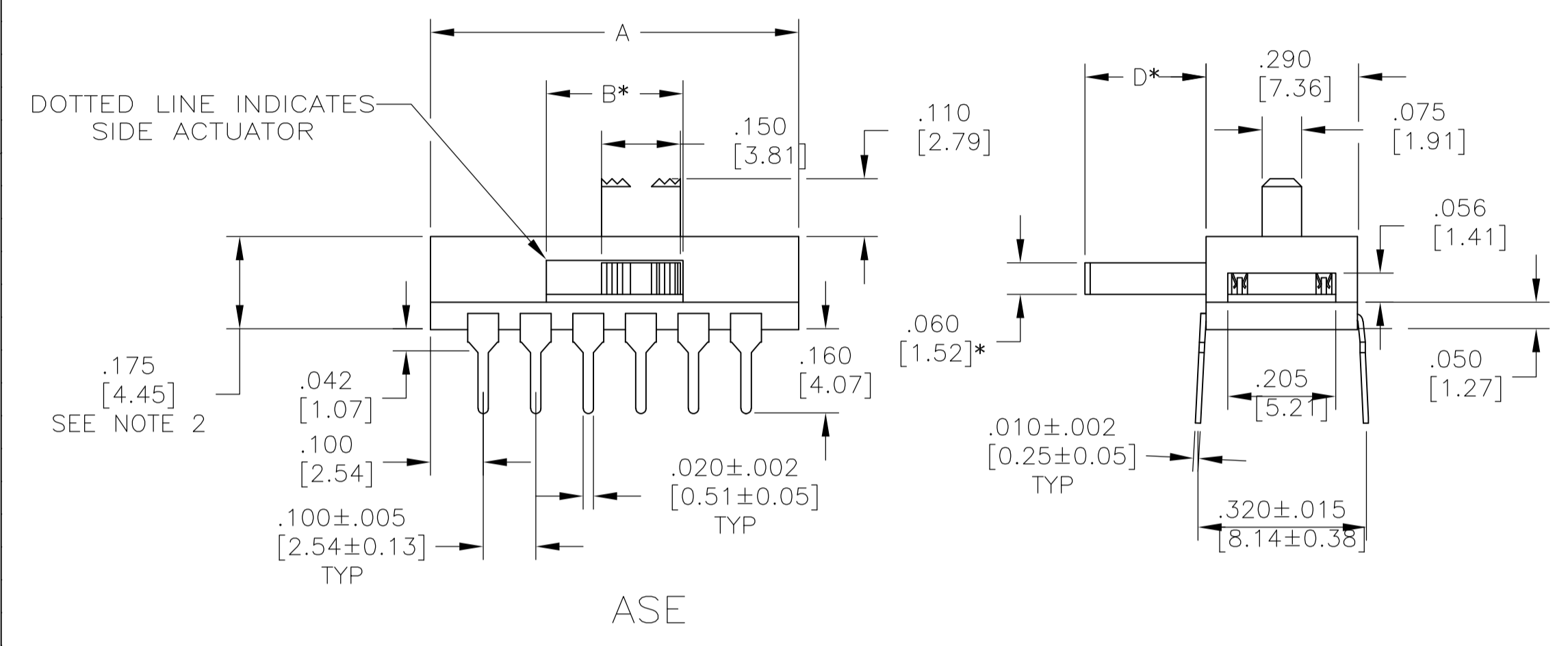
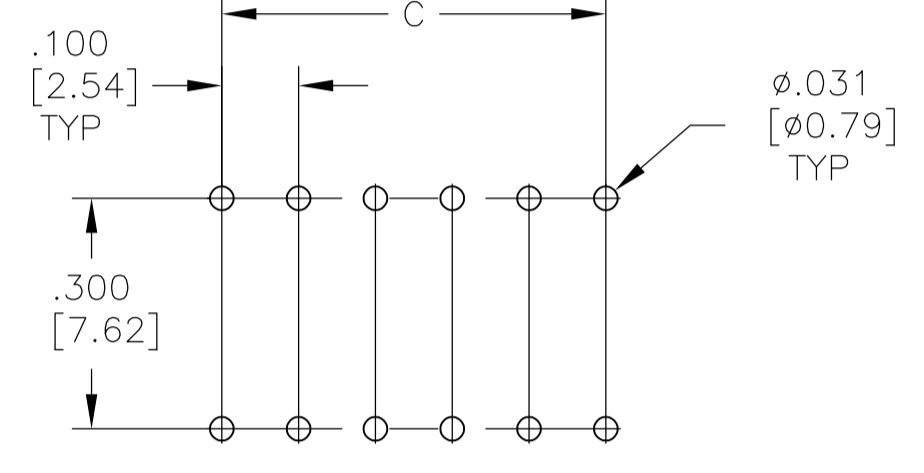


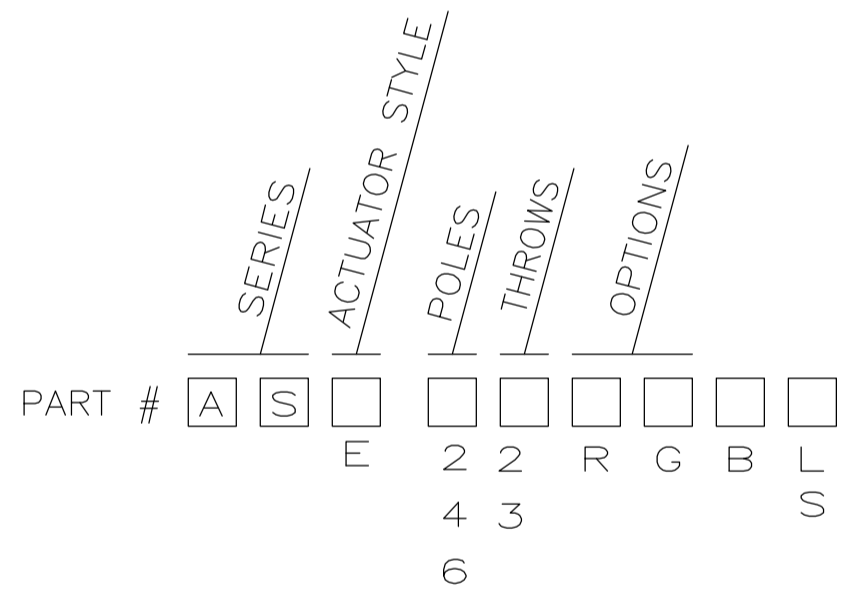
* SIDE ACTUATOR ONLY.



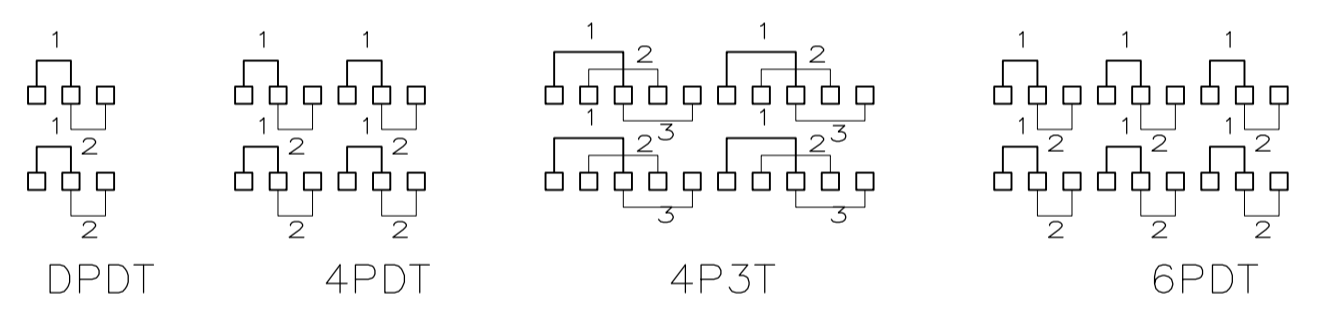
ASE



PRINTED CIRCUIT BOARD HOLE PATTERN



E = EXTENDED ACTUATOR
 R = SIDE ACTUATOR
 G = GOLD CONTACTS
 B = BLACK ACTUATOR
 L = GULL WING STYLE SURFACE MOUNT
 S = J-LEAD STYLE SURFACE MOUNT



0.230 [5.82]	0.800 [20.32]	0.260 [6.60]	1.000 [25.40]	SILVER	SMT	SIDE	6PDT	ASE62RS04	4-1825010-8
0.230 [5.82]	0.800 [20.32]	0.260 [6.60]	1.000 [25.40]	GOLD	SMT	SIDE	6PDT	ASE62RGS04	4-1825010-7
0.230 [5.82]	0.800 [20.32]	0.260 [6.60]	1.000 [25.40]	SILVER	SMT	SIDE	6PDT	ASE62RL04	4-1825010-6
0.230 [5.82]	0.800 [20.32]	0.260 [6.60]	1.000 [25.40]	GOLD	SMT	SIDE	6PDT	ASE62RGL04	4-1825010-5
0.230 [5.82]	0.800 [20.32]	0.260 [6.60]	1.000 [25.40]	SILVER	SMT	TOP	6PDT	ASE62S04	4-1825010-4
0.230 [5.82]	0.800 [20.32]	0.260 [6.60]	1.000 [25.40]	GOLD	SMT	TOP	6PDT	ASE62GS04	4-1825010-3
0.230 [5.82]	0.800 [20.32]	0.260 [6.60]	1.000 [25.40]	SILVER	SMT	TOP	6PDT	ASE62L04	4-1825010-2
0.230 [5.82]	0.800 [20.32]	0.260 [6.60]	1.000 [25.40]	GOLD	SMT	TOP	6PDT	ASE62GL04	4-1825010-1
0.230 [5.82]	0.800 [20.32]	0.260 [6.60]	1.000 [25.40]	GOLD	THRU-HOLE	SIDE	6PDT	ASE62RG04	4-1825010-0
0.230 [5.82]	0.800 [20.32]	0.260 [6.60]	1.000 [25.40]	SILVER	THRU-HOLE	SIDE	6PDT	ASE62R04	3-1825010-9
0.230 [5.82]	0.800 [20.32]	0.260 [6.60]	1.000 [25.40]	GOLD	THRU-HOLE	TOP	6PDT	ASE62G04	3-1825010-8
0.230 [5.82]	0.800 [20.32]	0.260 [6.60]	1.000 [25.40]	SILVER	THRU-HOLE	TOP	6PDT	ASE6204	3-1825010-7
0.230 [5.82]	0.900 [22.86]	0.360 [9.14]	1.100 [27.94]	SILVER	SMT	SIDE	4P3T	ASE43RS04	3-1825010-6
0.230 [5.82]	0.900 [22.86]	0.360 [9.14]	1.100 [27.94]	GOLD	SMT	SIDE	4P3T	ASE43RGS04	3-1825010-5
0.230 [5.82]	0.900 [22.86]	0.360 [9.14]	1.100 [27.94]	SILVER	SMT	SIDE	4P3T	ASE43RL04	3-1825010-4
0.230 [5.82]	0.900 [22.86]	0.360 [9.14]	1.100 [27.94]	GOLD	SMT	SIDE	4P3T	ASE43RGL04	3-1825010-3
0.230 [5.82]	0.900 [22.86]	0.360 [9.14]	1.100 [27.94]	SILVER	SMT	TOP	4P3T	ASE43S04	3-1825010-2
0.230 [5.82]	0.900 [22.86]	0.360 [9.14]	1.100 [27.94]	GOLD	SMT	TOP	4P3T	ASE43GS04	3-1825010-1
0.230 [5.82]	0.900 [22.86]	0.360 [9.14]	1.100 [27.94]	SILVER	SMT	TOP	4P3T	ASE43L04	3-1825010-0
0.230 [5.82]	0.900 [22.86]	0.360 [9.14]	1.100 [27.94]	GOLD	THRU-HOLE	SIDE	4P3T	ASE43RG04	2-1825010-8
0.230 [5.82]	0.900 [22.86]	0.360 [9.14]	1.100 [27.94]	SILVER	THRU-HOLE	SIDE	4P3T	ASE43R04	2-1825010-7
0.230 [5.82]	0.900 [22.86]	0.360 [9.14]	1.100 [27.94]	GOLD	THRU-HOLE	TOP	4P3T	ASE43G04	2-1825010-6
0.230 [5.82]	0.900 [22.86]	0.360 [9.14]	1.100 [27.94]	SILVER	THRU-HOLE	TOP	4P3T	ASE4304	2-1825010-5
0.230 [5.82]	0.500 [12.70]	0.260 [6.60]	0.700 [17.78]	SILVER	SMT	SIDE	4PDT	ASE42RS04	2-1825010-4
0.230 [5.82]	0.500 [12.70]	0.260 [6.60]	0.700 [17.78]	GOLD	SMT	SIDE	4PDT	ASE42RGS04	2-1825010-3
0.230 [5.82]	0.500 [12.70]	0.260 [6.60]	0.700 [17.78]	SILVER	SMT	SIDE	4PDT	ASE42RL04	2-1825010-2
0.230 [5.82]	0.500 [12.70]	0.260 [6.60]	0.700 [17.78]	GOLD	SMT	SIDE	4PDT	ASE42RGL04	2-1825010-1
0.230 [5.82]	0.500 [12.70]	0.260 [6.60]	0.700 [17.78]	SILVER	SMT	TOP	4PDT	ASE42S04	2-1825010-0
0.230 [5.82]	0.500 [12.70]	0.260 [6.60]	0.700 [17.78]	GOLD	SMT	TOP	4PDT	ASE42GS04	1-1825010-9
0.230 [5.82]	0.500 [12.70]	0.260 [6.60]	0.700 [17.78]	SILVER	SMT	TOP	4PDT	ASE42L04	1-1825010-8
0.230 [5.82]	0.500 [12.70]	0.260 [6.60]	0.700 [17.78]	GOLD	SMT	TOP	4PDT	ASE42G04	1-1825010-7
0.230 [5.82]	0.500 [12.70]	0.260 [6.60]	0.700 [17.78]	GOLD	THRU-HOLE	SIDE	4PDT	ASE42RG04	1-1825010-6
0.230 [5.82]	0.500 [12.70]	0.260 [6.60]	0.700 [17.78]	SILVER	THRU-HOLE	SIDE	4PDT	ASE42R04	1-1825010-5
0.230 [5.82]	0.500 [12.70]	0.260 [6.60]	0.700 [17.78]	GOLD	THRU-HOLE	TOP	4PDT	ASE42G04	1-1825010-4
0.230 [5.82]	0.500 [12.70]	0.260 [6.60]	0.700 [17.78]	SILVER	THRU-HOLE	TOP	4PDT	ASE4204	1-1825010-3
0.105 [2.67]	0.200 [5.08]	0.260 [6.60]	0.400 [10.16]	SILVER	SMT	SIDE	DPDT	ASE22RS04	1-1825010-2
0.105 [2.67]	0.200 [5.08]	0.260 [6.60]	0.400 [10.16]	GOLD	SMT	SIDE	DPDT	ASE22RGS04	1-1825010-1
0.105 [2.67]	0.200 [5.08]	0.260 [6.60]	0.400 [10.16]	SILVER	SMT	SIDE	DPDT	ASE22RL04	1-1825010-0
0.105 [2.67]	0.200 [5.08]	0.260 [6.60]	0.400 [10.16]	GOLD	SMT	SIDE	DPDT	ASE22RGL04	1825010-9
0.105 [2.67]	0.200 [5.08]	0.260 [6.60]	0.400 [10.16]	SILVER	SMT	TOP	DPDT	ASE22S04	1825010-8
0.105 [2.67]	0.200 [5.08]	0.260 [6.60]	0.400 [10.16]	GOLD	SMT	TOP	DPDT	ASE22GS04	1825010-7
0.105 [2.67]	0.200 [5.08]	0.260 [6.60]	0.400 [10.16]	SILVER	SMT	TOP	DPDT	ASE22L04	1825010-6
0.105 [2.67]	0.200 [5.08]	0.260 [6.60]	0.400 [10.16]	GOLD	SMT	TOP	DPDT	ASE22GL04	1825010-5
0.105 [2.67]	0.200 [5.08]	0.260 [6.60]	0.400 [10.16]	GOLD	THRU-HOLE	SIDE	DPDT	ASE22RG04	1825010-4
0.105 [2.67]	0.200 [5.08]	0.260 [6.60]	0.400 [10.16]	SILVER	THRU-HOLE	SIDE	DPDT	ASE22R04	1825010-3
0.105 [2.67]	0.200 [5.08]	0.260 [6.60]	0.400 [10.16]	GOLD	THRU-HOLE	TOP	DPDT	ASE22G04	1825010-2
0.105 [2.67]	0.200 [5.08]	0.260 [6.60]	0.400 [10.16]	SILVER	THRU-HOLE	TOP	DPDT	ASE2204	1825010-1

SPECIFICATIONS:

MATERIALS:
 BASE/COVER: PCT UL94V-0, BLACK.
 ACTUATOR: NYLON PA46 UL94V-0 NATURAL.
 MOVABLE CONTACT: COPPER ALLOY, SILVER OR GOLD OVER NICKEL.
 FIXED CONTACT/TERMINAL: COPPER ALLOY, SILVER OR GOLD OVER NICKEL.
 TERMINAL-COPPER ALLOY TIN OVER NICKEL.
PACKAGING: 22" ANTI-STATIC TUBE.

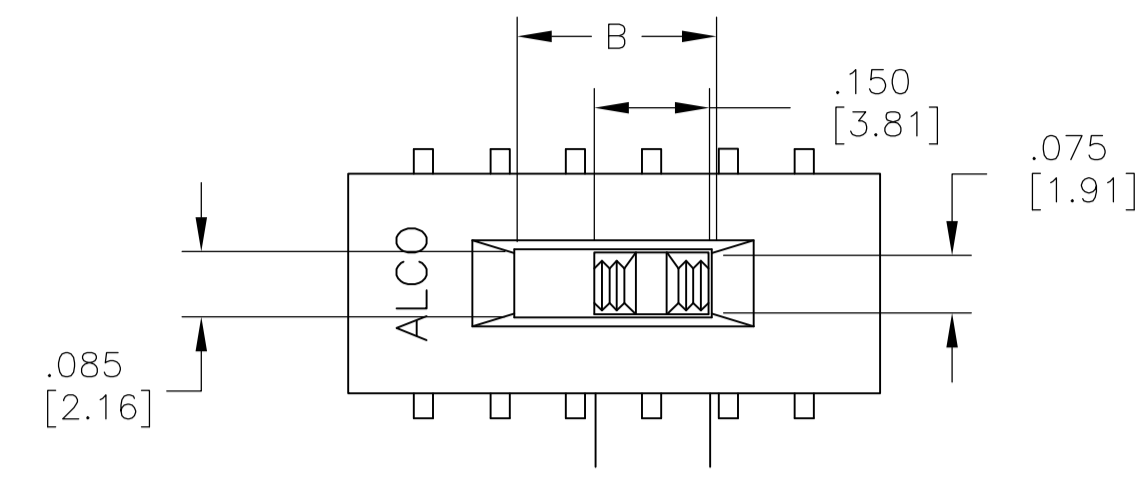
ELECTRICAL:
 CONTACT RATING: SILVER: 300 MILLIAMPS @ 115 VAC.
 GOLD: 0.4 VA 20 VDC.
 CONTACT RESISTANCE: INITIAL 40 MILLIOHMS MAX.
 INSULATION RESISTANCE: 1000 MEGOHMS MAX.
 DIELECTRIC STRENGTH: 600 VOLTS RMS AT SEA LEVEL.
 LIFE EXPECTANCY: 15,000 CYCLES MIN.

ENVIRONMENTAL:
 OPERATING TEMPERATURE: -40°F TO +176°C TO +80°C).
 PROCESS CLEANING: WILL WITHSTAND AQUEOUS OR SOLVENT CLEANING PROCESSES.
 SOLDER HEAT RESISTANCE PER 109-202, COND B(THRU-HOLE) & 109-201, COND B(SMT)
 SOLDERABILITY PER EIA 364-52 CLASS 2 CATEGORY 1

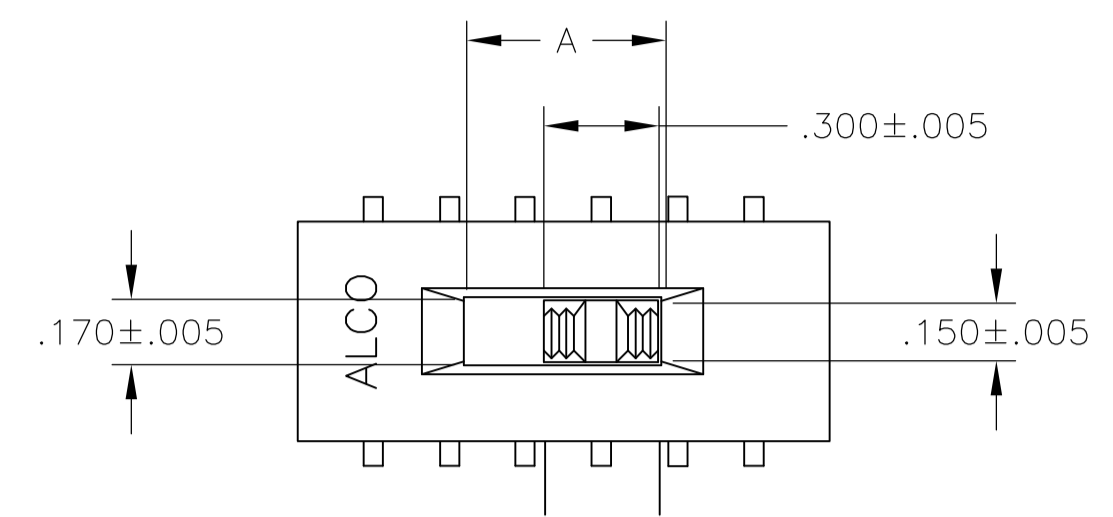
NOTES:
 1. ALL MATERIAL AND FINISHES SHALL COMPLY WITH EU DIRECTIVE 2002/95/EC OF 27JAN2003 (ROHS)
 STANDARD PRODUCT (AFTER WELD) HEIGHT IS ALLOWED UP TO .180 IN. ALL SWITCH "SPECIAL" MUST MAINTAIN .178 MAX. (AFTER WELD) HEIGHT

THIS DRAWING IS A CONTROLLED DOCUMENT. DIN B.S.VISWESWARA 15FEB05
 CJK M.S.SARVER 15FEB05
 APVD M.S.SARVER 15FEB05
 PRODUCT SPEC NAME
 APPLICATION SPEC
 DIMENSIONS: INCHES [mm] TOLERANCES UNLESS OTHERWISE SPECIFIED:
 0 PLC ± -
 1 PLC ± -
 2 PLC ± -
 3 PLC ± .010(0.25)
 4 PLC ± - ± .1°
 ANGLES
 MATERIAL SEE SPECIFICATIONS FINISH SEE SPECIFICATIONS
 WEIGHT - SIZE A1 00779 © 1825010 RESTRICTED TO
 CUSTOMER DRAWING SCALE 4:1 SHEET 1 OF 2 REV B4

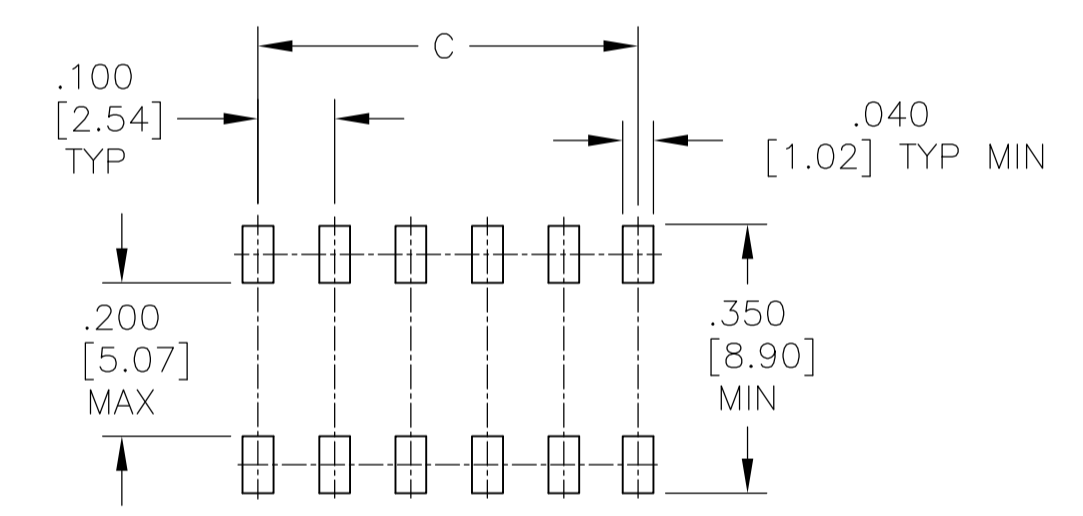
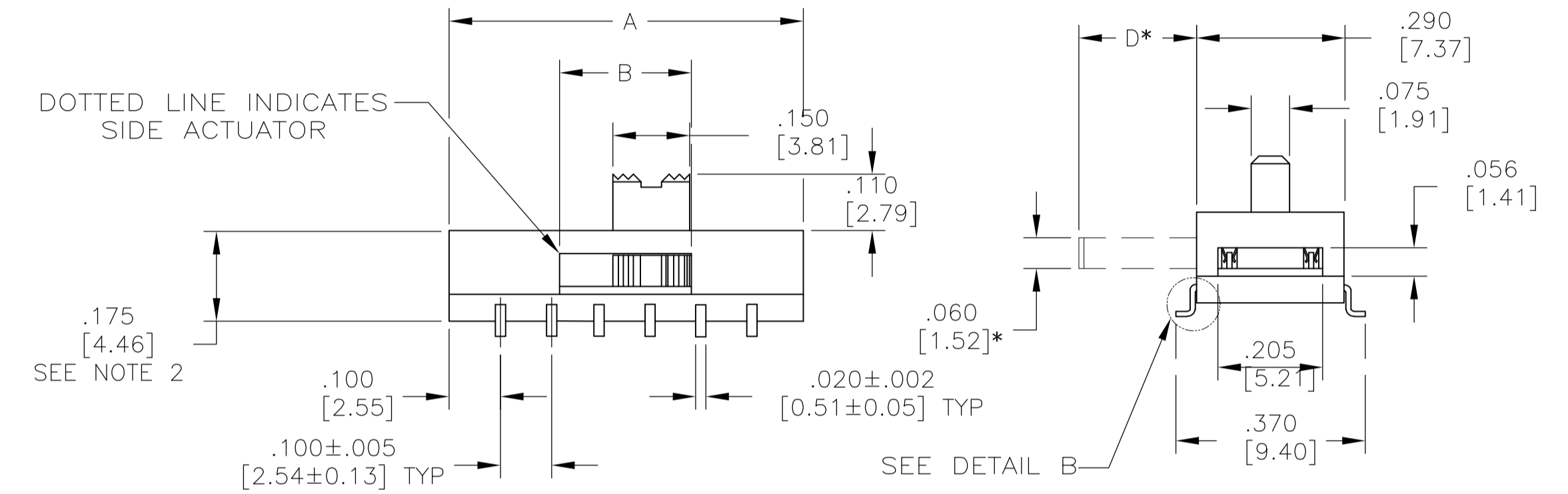
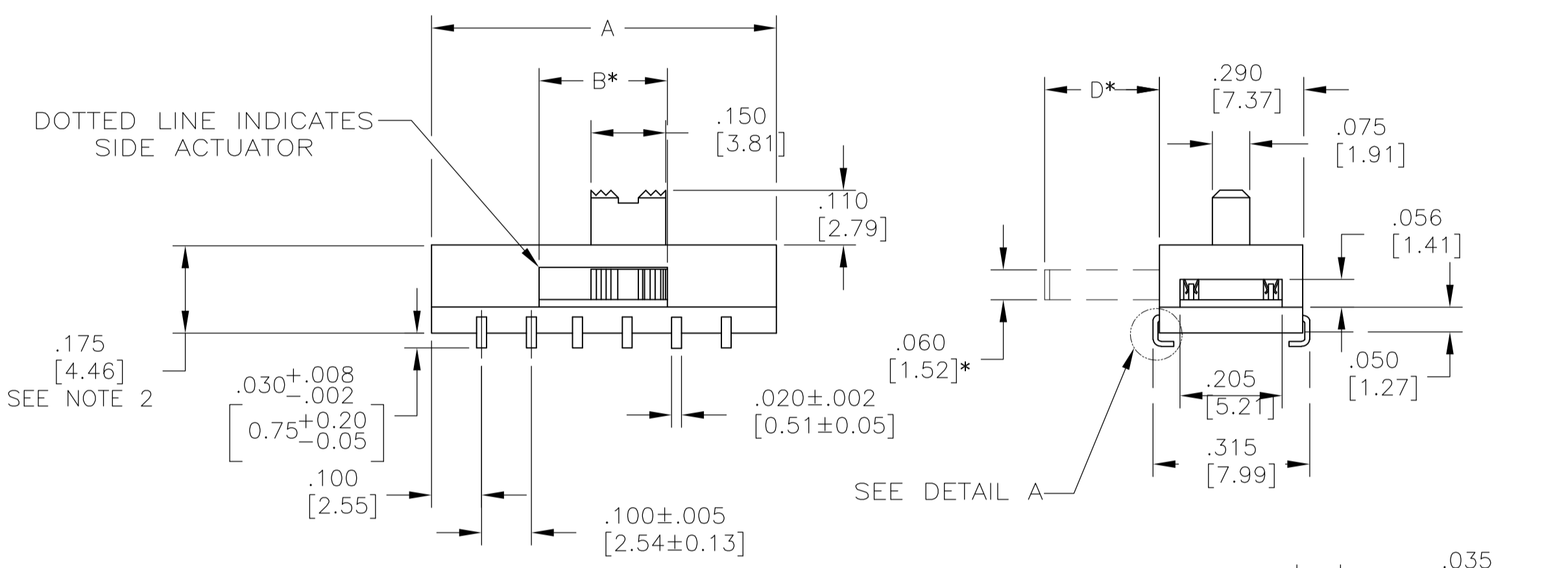
STE TE Connectivity
 SLIDE SWITCH ASE/ASF, AUTO-INSERTABLE, THRU-HOLE AND SURFACE MOUNT



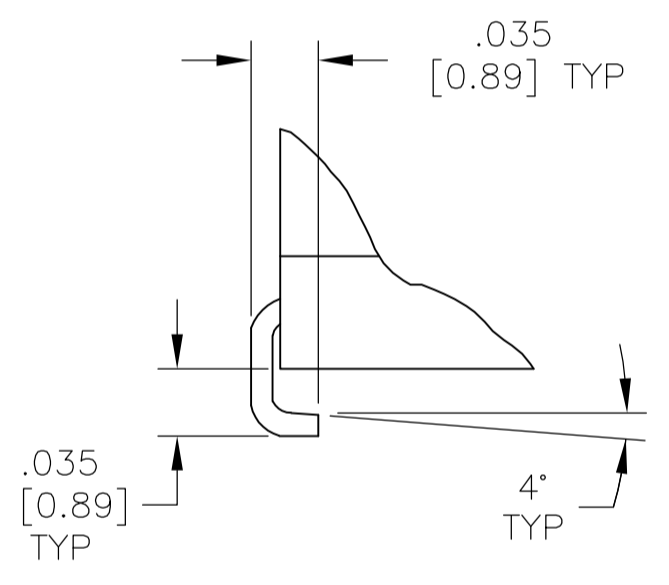
* SIDE ACTUATOR ONLY.



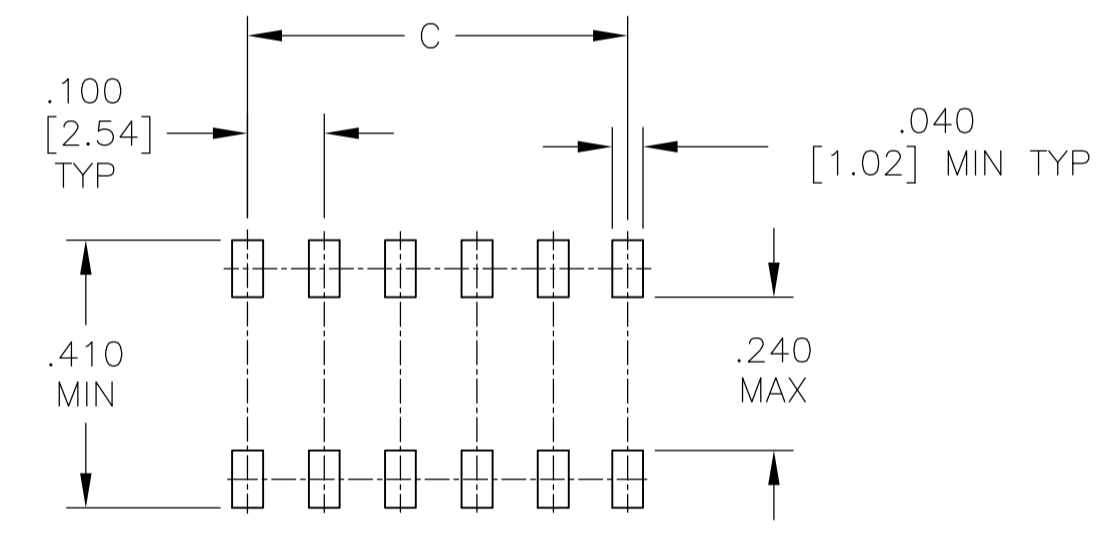
* SIDE ACTUATOR ONLY.



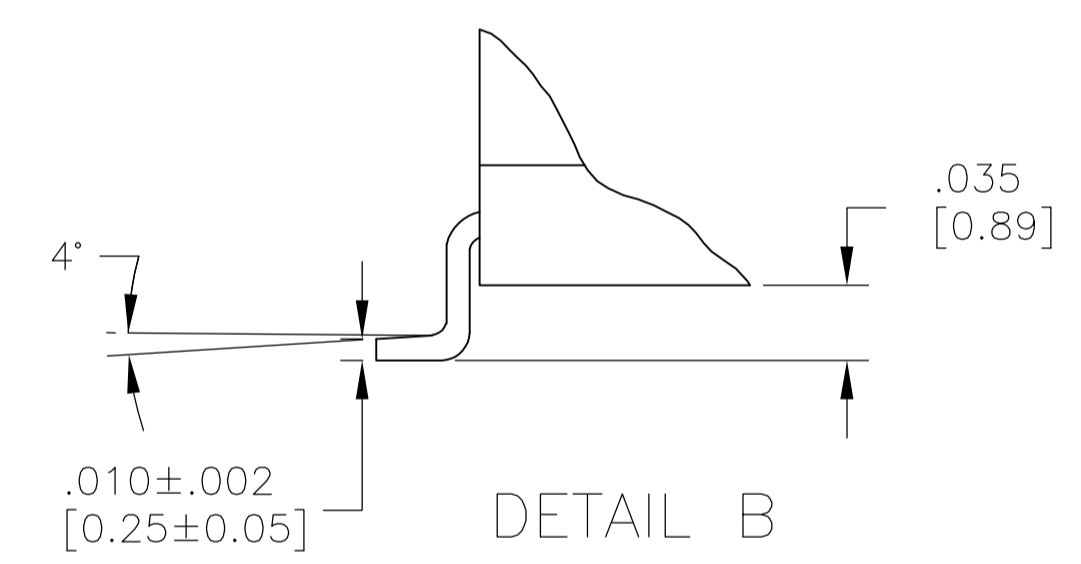
PRINTED CIRCUIT BOARD PAD LAYOUT



DETAIL A SCALE 10:1



PRINTED CIRCUIT BOARD PAD LAYOUT



DETAIL B SCALE 10:1

"S" J-LEAD TYPE SURFACE MOUNT

"L" GULL WING TYPE SURFACE MOUNT

THIS DRAWING IS A CONTROLLED DOCUMENT.		DWN B.S.VISWESWARA 15FEB05	TE Connectivity	
DIMENSIONS: INCHES [mm]		CHK M.S.SARVER 15FEB05	NAME M.S.SARVER	
TOLERANCES UNLESS OTHERWISE SPECIFIED:		APPRO M.S.SARVER 15FEB05	PRODUCT SPEC	
0. PLC ± -		APPLICATION SPEC		
1. PLC ± -		RESTRICTED TO		
2. PLC ± -		SIZE CAGE CODE DRAWING NO		
3. PLC ± .010		A1 00779 1825010		
4. PLC ± -		SCALE 4:1 SHEET 2 OF 2 REV B4		
ANGLES ± 1°		CUSTOMER DRAWING		
FINISH SEE SHEET 1		WEIGHT -		