
maXTouch 1066-node Touchscreen Controller Product Brief

Description

The mXT1066T2 1.4 uses a unique charge-transfer acquisition engine to implement Microchip's patented capacitive sensing method. Coupled with a state-of-the-art CPU, the entire touchscreen sensing solution can measure, classify and track a number of individual finger touches with a high degree of accuracy in the shortest response time. The mXT1066T2 1.4 allows for both mutual and self capacitance measurements, with the self capacitance measurements being used to augment the mutual capacitance measurements to produce reliable touch information.

maXTouch[®] Adaptive Sensing Touchscreen Technology

- Up to 41 X (transmit) lines and 26 Y (receive) lines for use by touchscreen and keys.
- A maximum of 1066 nodes can be allocated to the touchscreen
- Touchscreen size of 12.4 inches (16:10 aspect ratio), assuming a sensor electrode pitch of 6.5 mm. Other sizes are possible with different electrode pitches and appropriate sensor material
- Multiple touch support with up to 16 concurrent touches tracked in real time

Keys

- Up to 32 nodes can be allocated as mutual capacitance sensor keys (subject to other configurations)
- Adjacent Key Suppression (AKS) technology is supported for false key touch prevention

Touch Sensor Technology

- Discrete/out-cell support including glass and PET film-based sensors
- Support for standard (for example, Diamond) and proprietary sensor patterns (review of designs by Microchip or a Microchip-qualified touch sensor module partner is recommended)

Front Panel Material

- Works with PET or glass, including curved profiles (configuration and stack-up to be approved by Microchip or a Microchip-qualified touch sensor module partner)
- Glass 0.4 mm to 4.5 mm (dependent on screen size, touch size, configuration and stack-up)
- Plastic 0.2 mm to 2.2 mm (dependent on screen size, touch size, configuration and stack-up)

Touch Performance

- Moisture/Water Compensation
 - No false touch with condensation or water drop up to 22 mm diameter
 - One-finger tracking with condensation or water drop up to 22 mm diameter
- Glove Support
 - Multiple-finger glove touches up to 1.5 mm thickness (subject to stack-up design)
 - Single-finger glove touch up to 5 mm thickness (subject to stack-up design)
- Mutual capacitance and self capacitance measurements supported for robust touch detection
- Noise suppression technology to combat ambient, charger, and power-line noise
 - Up to 240 V_{PP} between 1 Hz and 1 kHz sinusoidal waveform
 - Up to 20 V_{PP} between 1 kHz and 1 MHz sinusoidal waveform
- Stylus Support
 - Supports passive stylus with 1.5 mm contact diameter, subject to configuration, stack-up, and sensor design
- Scan Speed
 - Up to 250 Hz reporting rate for one finger (subject to configuration)
 - Typical report rate for 16 touches ≥ 100 Hz (subject to configuration)
 - Initial touch latency <10 ms for first touch from idle (subject to configuration)
 - Configurable to allow for power and speed optimization

On-chip Gestures

- Supports wake up/unlock gestures, including symbol recognition

MXT1066T2 1.4

Enhanced Algorithms

- Lens bending algorithms to remove display noise
- Touch suppression algorithms to remove unintentional large touches, such as palm
- Palm Recovery Algorithm for quick restoration to normal state

Product Data Store Area

- Up to 60 bytes of user-defined data can be stored during production

Power Saving

- Programmable timeout for automatic transition from active to idle states
- Pipelined analog sensing detection and digital processing to optimize system power efficiency

Application Interfaces

- I²C slave with support for Standard mode (up to 100 kHz), Fast mode (up to 400 kHz), Fast-mode Plus (up to 1 MHz), High Speed mode (up to 3.4 MHz)
- Interrupt to indicate when a message is available
- SPI Debug Interface to read the raw data for tuning and debugging purposes

Power Supply

- Digital (V_{dd}) 3.3 V nominal
- Digital I/O (V_{ddIO}) 3.3 V nominal
- Analog (AV_{dd}) 3.3 V nominal
- High voltage internal X line drive (XV_{dd}) 6.6 V with internal voltage pump
- High voltage internal X line drive (XV_{dd}) 9.9 V with internal voltage pump

Packages

- 114-ball UFBGA 7 × 5 × 0.65 mm, 0.5 mm pitch, High Density Interconnect
- 117-ball UFBGA 9.5 × 7 × 0.65 mm, 0.65 mm pitch, non-HDI package

Operating Temperature

- -40°C to +85°C

PIN CONFIGURATION


114-ball UFBGA

	1	2	3	4	5	6	7	8	9	10	11	12	13
A													
	X21	X22	XVDD	Y23	Y19	Y15	Y11	Y7	Y3	Y0	AVDD	X1	X0
B													
	X23	X24	GND	Y24	Y20	Y16	Y12	Y8	Y4	Y1	GND	X3	X2
C													
	X25	X26	GND	Y25	Y21	Y17	Y13	Y9	Y5	Y2	XVDD	X5	X4
D													
	X27	X28	X29	AVDD	Y22	Y18	Y14	Y10	Y6	GND	X8	X7	X6
E													
	X30	X31	X32	AVDD	GND				GND	VDDIO	X11	X10	X9
F													
	X33	X34	X35	VDDIO	NC	NOISE_IN	GPIO1	GPIO5	<u>DBG_SS</u> TEST	PTCX4	X14	X13	X12
G													
	X36	X37	XVDD	<u>RESET</u>	ADDSEL	I2CMODE	GPIO0	GPIO4	DBG_DAT A	PTCX3	XVDD	X16	X15
H													
	X38	X39	EXTCAP0	EXTCAP2	SDA	RESV	<u>CHG</u>	GPIO3	DBG_CLK	PTCX2	PTCX6	X18	X17
J													
	X40	DS0	EXTCAP1	EXTCAP3	SCL	VDDCORE	VDD	GPIO2	PTCX0	PTCX1	PTCX5	X20	X19

Top View

MXT1066T2 1.4

117-ball UFBGA

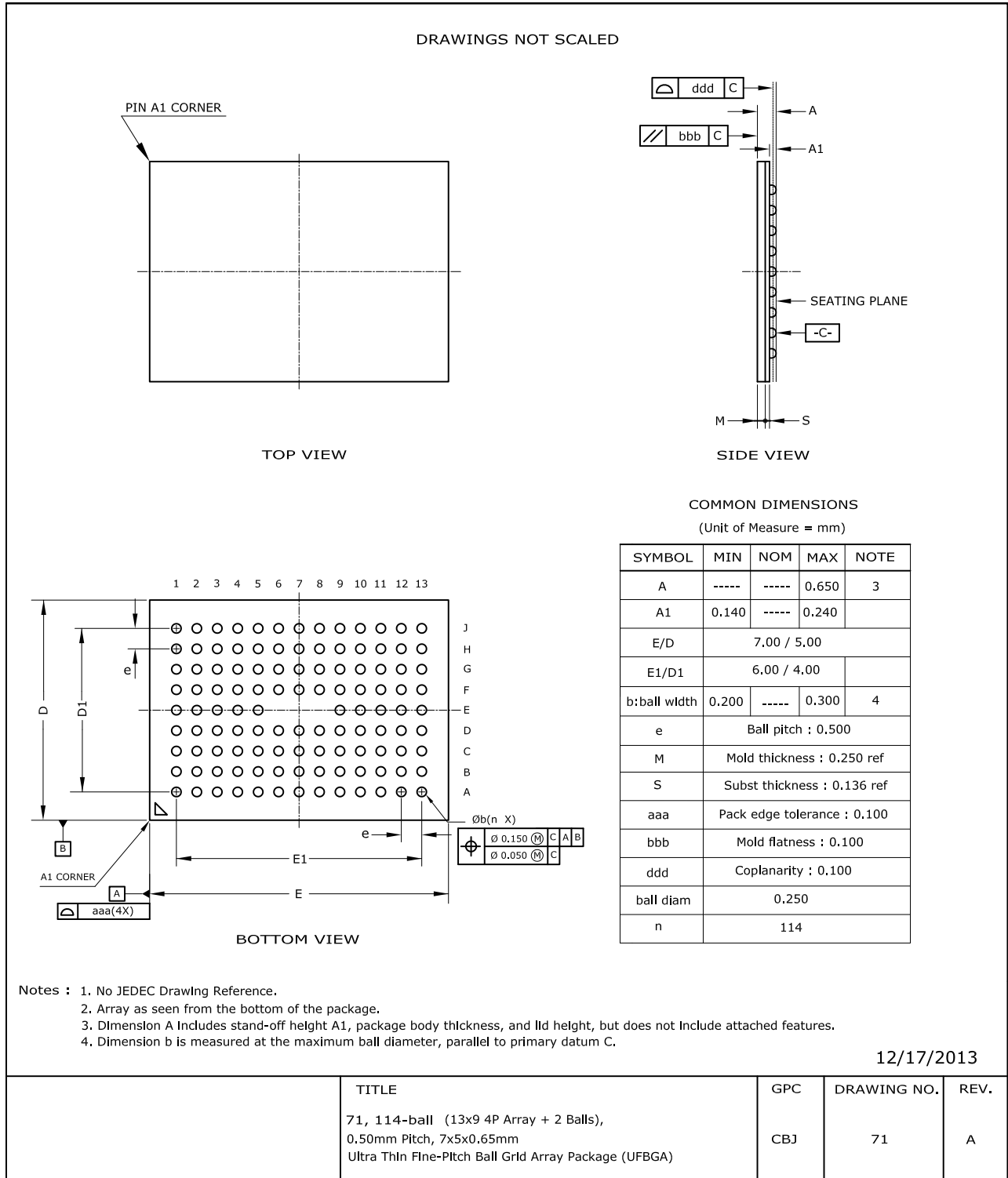


Top View

1.0 PACKAGING INFORMATION

1.1 114-ball UFBGA 7 × 5 × 0.65 mm

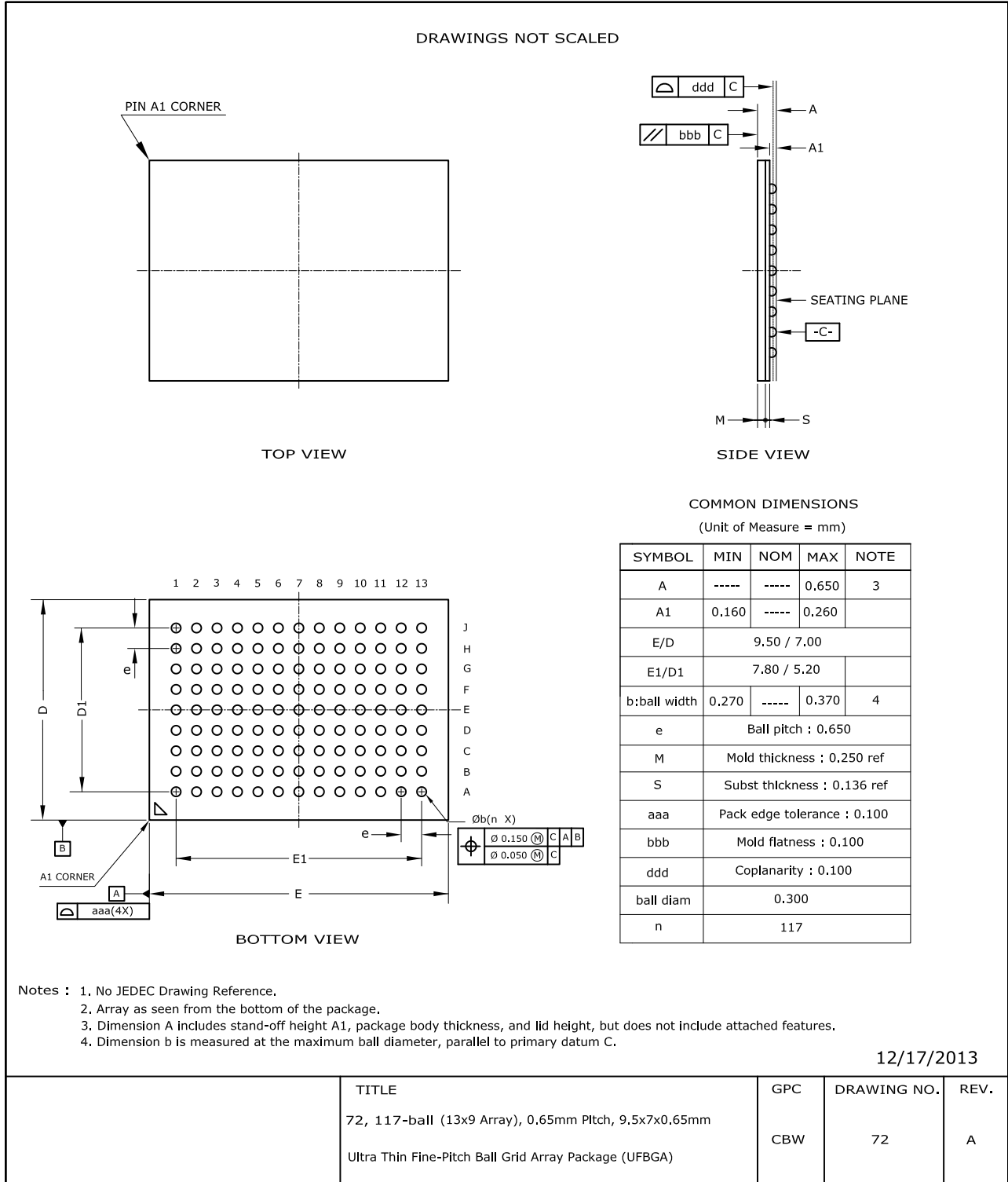
NOTE For the most current package drawings, please see the Microchip Packaging Specification located at <http://www.microchip.com/packaging>



MXT1066T2 1.4

1.2 117-ball UFBGA 9.5 × 7 × 0.65 mm

NOTE For the most current package drawings, please see the Microchip Packaging Specification located at <http://www.microchip.com/packaging>



APPENDIX A: REVISION HISTORY

Revision A (August 2018)

Initial edition for firmware revision 1.4 – Release

MXT1066T2 1.4

PRODUCT IDENTIFICATION SYSTEM

The table below gives details on the product identification system for maXTouch devices. See [“Orderable Part Numbers”](#) below for example part numbers for the mXT1066T2.

To order or obtain information, for example on pricing or delivery, refer to the factory or the listed sales office.

PART NO.	-XXX	[X]	[XX]	[X]	[XXX]
Device	Package	Temperature Range	Sample Type	Tape and Reel Option	Pattern
Device:	Base device name				
Package:	A	=	QFP (Plastic Quad Flatpack)		
	CC	=	UFBGA (Ultra Thin Fine-pitch Ball Grid Array)		
	C2	=	UFBGA (Ultra Thin Fine-pitch Ball Grid Array)		
	NH	=	UFBGA (Ultra Thin Fine-pitch Ball Grid Array)		
	C4	=	X1FBGA (Extra Thin Fine-pitch Ball Grid Array)		
	MA	=	XQFN (Super Thin Quad Flat No Lead Sawn)		
	MA5	=	XQFN (Super Thin Quad Flat No Lead Sawn)		
Temperature Range:	U	=	-40°C to +85°C (Grade 3)		
	T	=	-40°C to +85°C (Grade 3)		
	B	=	-40°C to +105°C (Grade 2)		
Sample Type:	Blank	=	Release Sample		
	ES	=	Pre-release (Engineering) Sample		
Tape and Reel Option:	Blank	=	Standard Packaging (Tube or Tray)		
	R	=	Tape and Reel ⁽¹⁾		
Pattern:	QTP, SQTP, Code or Special Requirements (Blank Otherwise)				

Note 1: Tape and Reel identifier only appears in the catalog part number description. This identifier is used for ordering purposes and is not printed on the device package. See [“Orderable Part Numbers”](#) below or check with your Microchip Sales Office for package availability with the Tape and Reel option.

Orderable Part Numbers

Orderable Part Number	Firmware Revision	Description
ATMXT1066T2-C2U025 (Supplied in trays)	1.4.AA	114-ball UFBGA 7 × 5 × 0.65 mm, RoHS compliant Industrial grade; not suitable for automotive characterization
ATMXT1066T2-C2UR025 (Supplied in tape and reel)		
ATMXT1066T2-NHU025 (Supplied in trays)	1.4.AA	117-ball UFBGA 9.5 × 7 × 0.65 mm, RoHS compliant Industrial grade; not suitable for automotive characterization
ATMXT1066T2-NHUR025 (Supplied in tape and reel)		

Atmel SL Code

An SL (QS) code was required on Atmel purchase orders, but is no longer used by Microchip. The SL code has been replaced by the 3-digit QTP code suffix on all Microchip industrial grade orderable part numbers.

The legacy Atmel SL (QS) code for mXT1066T2 1.4.AA is Q1108.

Note the following details of the code protection feature on Microchip devices:

- Microchip products meet the specification contained in their particular Microchip Data Sheet.
- Microchip believes that its family of products is one of the most secure families of its kind on the market today, when used in the intended manner and under normal conditions.
- There are dishonest and possibly illegal methods used to breach the code protection feature. All of these methods, to our knowledge, require using the Microchip products in a manner outside the operating specifications contained in Microchip's Data Sheets. Most likely, the person doing so is engaged in theft of intellectual property.
- Microchip is willing to work with the customer who is concerned about the integrity of their code.
- Neither Microchip nor any other semiconductor manufacturer can guarantee the security of their code. Code protection does not mean that we are guaranteeing the product as “unbreakable.”

Code protection is constantly evolving. We at Microchip are committed to continuously improving the code protection features of our products. Attempts to break Microchip's code protection feature may be a violation of the Digital Millennium Copyright Act. If such acts allow unauthorized access to your software or other copyrighted work, you may have a right to sue for relief under that Act.

Information contained in this publication regarding device applications and the like is provided only for your convenience and may be superseded by updates. It is your responsibility to ensure that your application meets with your specifications. MICROCHIP MAKES NO REPRESENTATIONS OR WARRANTIES OF ANY KIND WHETHER EXPRESS OR IMPLIED, WRITTEN OR ORAL, STATUTORY OR OTHERWISE, RELATED TO THE INFORMATION, INCLUDING BUT NOT LIMITED TO ITS CONDITION, QUALITY, PERFORMANCE, MERCHANTABILITY OR FITNESS FOR PURPOSE. Microchip disclaims all liability arising from this information and its use. Use of Microchip devices in life support and/or safety applications is entirely at the buyer's risk, and the buyer agrees to defend, indemnify and hold harmless Microchip from any and all damages, claims, suits, or expenses resulting from such use. No licenses are conveyed, implicitly or otherwise, under any Microchip intellectual property rights unless otherwise stated.

Microchip received ISO/TS-16949:2009 certification for its worldwide headquarters, design and wafer fabrication facilities in Chandler and Tempe, Arizona; Gresham, Oregon and design centers in California and India. The Company's quality system processes and procedures are for its PIC[®] MCUs and dsPIC[®] DSCs, KEELoC[®] code hopping devices, Serial EEPROMs, microperipherals, nonvolatile memory and analog products. In addition, Microchip's quality system for the design and manufacture of development systems is ISO 9001:2000 certified.

**QUALITY MANAGEMENT SYSTEM
CERTIFIED BY DNV
= ISO/TS 16949 =**

Trademarks

The Microchip name and logo, the Microchip logo, AnyRate, AVR, AVR logo, AVR Freaks, BitCloud, chipKIT, chipKIT logo, CryptoMemory, CryptoRF, dsPIC, FlashFlex, flexPWR, Helder, JukeBlox, KeeLoq, Klear, LANCheck, LINK MD, maXStylus, maXTouch, MediaLB, megaAVR, MOST, MOST logo, MPLAB, OptoLyzer, PIC, picoPower, PICSTART, PIC32 logo, Prochip Designer, QTouch, SAM-BA, SpyNIC, SST, SST Logo, SuperFlash, tinyAVR, UNI/O, and XMEGA are registered trademarks of Microchip Technology Incorporated in the U.S.A. and other countries.

ClockWorks, The Embedded Control Solutions Company, EtherSynch, Hyper Speed Control, HyperLight Load, IntelliMOS, mTouch, Precision Edge, and Quiet-Wire are registered trademarks of Microchip Technology Incorporated in the U.S.A.

Adjacent Key Suppression, AKS, Analog-for-the-Digital Age, Any Capacitor, AnyIn, AnyOut, BodyCom, CodeGuard, CryptoAuthentication, CryptoAutomotive, CryptoCompanion, CryptoController, dsPICDEM, dsPICDEM.net, Dynamic Average Matching, DAM, ECAN, EtherGREEN, In-Circuit Serial Programming, ICSP, INICnet, Inter-Chip Connectivity, JitterBlocker, KlearNet, KlearNet logo, memBrain, Mindi, MiWi, motorBench, MPASM, MPF, MPLAB Certified logo, MPLIB, MPLINK, MultiTRAK, NetDetach, Omniscient Code Generation, PICDEM, PICDEM.net, PICkit, PICtail, PowerSmart, PureSilicon, QMatrix, REAL ICE, Ripple Blocker, SAM-ICE, Serial Quad I/O, SMART-I.S., SQI, SuperSwitcher, SuperSwitcher II, Total Endurance, TSHARC, USBCheck, VariSense, ViewSpan, WiperLock, Wireless DNA, and ZENA are trademarks of Microchip Technology Incorporated in the U.S.A. and other countries. SQTP is a service mark of Microchip Technology Incorporated in the U.S.A.

Silicon Storage Technology is a registered trademark of Microchip Technology Inc. in other countries.

GestIC is a registered trademark of Microchip Technology Germany II GmbH & Co. KG, a subsidiary of Microchip Technology Inc., in other countries.

All other trademarks mentioned herein are property of their respective companies.

© 2018, Microchip Technology Incorporated, All Rights Reserved.

ISBN: 978-1-5224-3388-0

Worldwide Sales and Service

AMERICAS

Corporate Office
 2355 West Chandler Blvd.
 Chandler, AZ 85224-6199
 Tel: 480-792-7200
 Fax: 480-792-7277
 Technical Support:
[http://www.microchip.com/
 support](http://www.microchip.com/support)
 Web Address:
www.microchip.com

Atlanta
 Duluth, GA
 Tel: 678-957-9614
 Fax: 678-957-1455

Austin, TX
 Tel: 512-257-3370

Boston
 Westborough, MA
 Tel: 774-760-0087
 Fax: 774-760-0088

Chicago
 Itasca, IL
 Tel: 630-285-0071
 Fax: 630-285-0075

Dallas
 Addison, TX
 Tel: 972-818-7423
 Fax: 972-818-2924

Detroit
 Novi, MI
 Tel: 248-848-4000

Houston, TX
 Tel: 281-894-5983

Indianapolis
 Noblesville, IN
 Tel: 317-773-8323
 Fax: 317-773-5453
 Tel: 317-536-2380

Los Angeles
 Mission Viejo, CA
 Tel: 949-462-9523
 Fax: 949-462-9608
 Tel: 951-273-7800

Raleigh, NC
 Tel: 919-844-7510

New York, NY
 Tel: 631-435-6000

San Jose, CA
 Tel: 408-735-9110
 Tel: 408-436-4270

Canada - Toronto
 Tel: 905-695-1980
 Fax: 905-695-2078

ASIA/PACIFIC

Australia - Sydney
 Tel: 61-2-9868-6733

China - Beijing
 Tel: 86-10-8569-7000

China - Chengdu
 Tel: 86-28-8665-5511

China - Chongqing
 Tel: 86-23-8980-9588

China - Dongguan
 Tel: 86-769-8702-9880

China - Guangzhou
 Tel: 86-20-8755-8029

China - Hangzhou
 Tel: 86-571-8792-8115

China - Hong Kong SAR
 Tel: 852-2943-5100

China - Nanjing
 Tel: 86-25-8473-2460

China - Qingdao
 Tel: 86-532-8502-7355

China - Shanghai
 Tel: 86-21-3326-8000

China - Shenyang
 Tel: 86-24-2334-2829

China - Shenzhen
 Tel: 86-755-8864-2200

China - Suzhou
 Tel: 86-186-6233-1526

China - Wuhan
 Tel: 86-27-5980-5300

China - Xian
 Tel: 86-29-8833-7252

China - Xiamen
 Tel: 86-592-2388138

China - Zhuhai
 Tel: 86-756-3210040

ASIA/PACIFIC

India - Bangalore
 Tel: 91-80-3090-4444

India - New Delhi
 Tel: 91-11-4160-8631

India - Pune
 Tel: 91-20-4121-0141

Japan - Osaka
 Tel: 81-6-6152-7160

Japan - Tokyo
 Tel: 81-3-6880- 3770

Korea - Daegu
 Tel: 82-53-744-4301

Korea - Seoul
 Tel: 82-2-554-7200

Malaysia - Kuala Lumpur
 Tel: 60-3-7651-7906

Malaysia - Penang
 Tel: 60-4-227-8870

Philippines - Manila
 Tel: 63-2-634-9065

Singapore
 Tel: 65-6334-8870

Taiwan - Hsin Chu
 Tel: 886-3-577-8366

Taiwan - Kaohsiung
 Tel: 886-7-213-7830

Taiwan - Taipei
 Tel: 886-2-2508-8600

Thailand - Bangkok
 Tel: 66-2-694-1351

Vietnam - Ho Chi Minh
 Tel: 84-28-5448-2100

EUROPE

Austria - Wels
 Tel: 43-7242-2244-39
 Fax: 43-7242-2244-393

Denmark - Copenhagen
 Tel: 45-4450-2828
 Fax: 45-4485-2829

Finland - Espoo
 Tel: 358-9-4520-820

France - Paris
 Tel: 33-1-69-53-63-20
 Fax: 33-1-69-30-90-79

Germany - Garching
 Tel: 49-8931-9700

Germany - Haan
 Tel: 49-2129-3766400

Germany - Heilbronn
 Tel: 49-7131-67-3636

Germany - Karlsruhe
 Tel: 49-721-625370

Germany - Munich
 Tel: 49-89-627-144-0
 Fax: 49-89-627-144-44

Germany - Rosenheim
 Tel: 49-8031-354-560

Israel - Ra'anana
 Tel: 972-9-744-7705

Italy - Milan
 Tel: 39-0331-742611
 Fax: 39-0331-466781

Italy - Padova
 Tel: 39-049-7625286

Netherlands - Drunen
 Tel: 31-416-690399
 Fax: 31-416-690340

Norway - Trondheim
 Tel: 47-7289-7561

Poland - Warsaw
 Tel: 48-22-3325737

Romania - Bucharest
 Tel: 40-21-407-87-50

Spain - Madrid
 Tel: 34-91-708-08-90
 Fax: 34-91-708-08-91

Sweden - Gothenberg
 Tel: 46-31-704-60-40

Sweden - Stockholm
 Tel: 46-8-5090-4654

UK - Wokingham
 Tel: 44-118-921-5800
 Fax: 44-118-921-5820

Mouser Electronics

Authorized Distributor

Click to View Pricing, Inventory, Delivery & Lifecycle Information:

[Microchip:](#)

[ATMXT1066T2-NHUR](#) [ATMXT1066T2-C2U](#) [ATMXT1066T2-NHU](#) [ATMXT1066T2-C2UR](#)