

# **Application Note**

## **System connection for HD-3000 /HD-3000S with SGX-1920**

# Application Note: System Connection for HD-3000/3000S & SGX-1920



**Version:** 1.01

**Date:** 14-February-2012

---

## Revision History

Date	Rev No.	Page	Summary
07 Oct 2011	1.00	All	First issued
14 Feb 2012	1.01	All	Document format changed. DV-UK contact address changed.

# Application Note: System Connection for HD-3000/3000S & SGX-1920



Version: 1.01

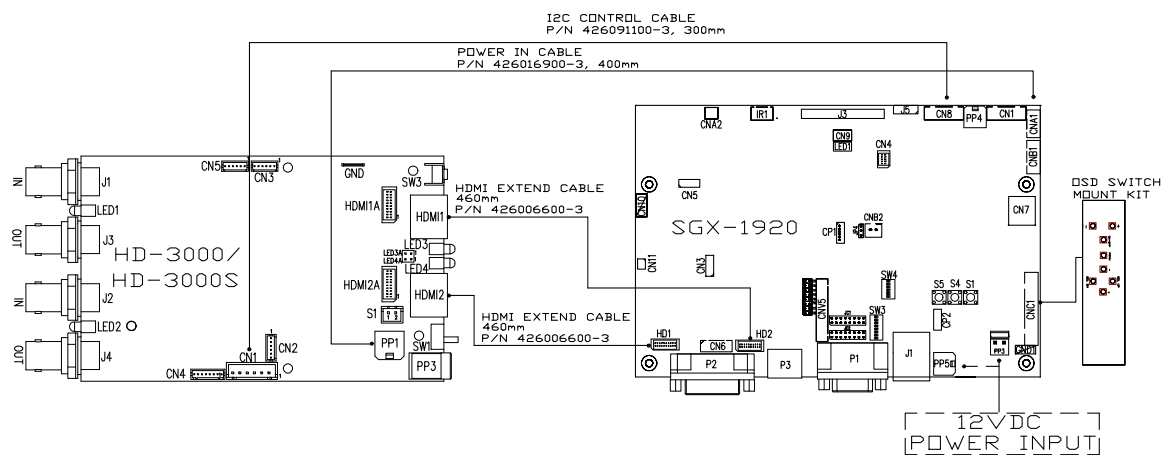
Date: 14-February-2012

## System connection for HD-3000/HD-3000S with SGX-1920:

### For 12VDC power input connection:

#### <Method 1> :

Use HDMI extend cable P/N 426006600-3 connect between HDMI1 /HDMI2 on HD-3000/HD-3000S and HD1 / HD2 on SGX-1920.



KIT 70702-3 includes the following items :

Item	Part number	Description	Quantity
1	4160164XX-3	HD-3000S	1
2	426006600-3	HDMI Extend Cable, 460mm	1
3	426016900-3	Power In Cable, 400mm	1
4	426091100-3	I <sup>2</sup> C Control Cable, 300mm	1

KIT 7070x-3 includes the following items :

Item	Part number	Description	Quantity
1	4160160XX-3	HD-3000	1
2	426006600-3	HDMI Extend Cable, 460mm	2
3	426016900-3	Power In Cable, 400mm	1
4	426091100-3	I <sup>2</sup> C Control Cable, 300mm	1

# Application Note: System Connection for HD-3000/3000S & SGX-1920

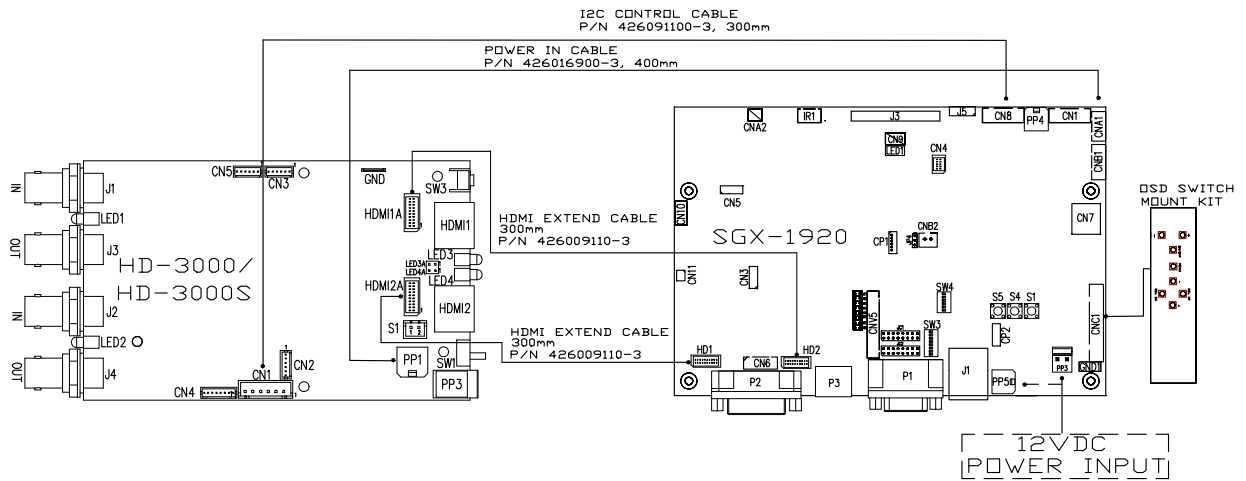


Version: 1.01

Date: 14-February-2012

## <Method 2> :

Use HDMI extend cable P/N 426009110-3 connect between HDMI1A /HDMI2A on HD-3000/HD-3000S and HD1 / HD2 on SGX-1920.



KIT 7070x-3 includes the following items :

Item	Part number	Description	Quantity
1	4160164XX-3	HD-3000S	1
2	426009110-3	HDMI Extend Cable, 300mm	1
3	426016900-3	Power In Cable, 400mm	1
4	426091100-3	I <sup>2</sup> C Control Cable, 300mm	1

KIT 7070x-3 includes the following items :

Item	Part number	Description	Quantity
1	4160160XX-3	HD-3000	1
2	426009110-3	HDMI Extend Cable, 300mm	2
3	426016900-3	Power In Cable, 400mm	1
4	426091100-3	I <sup>2</sup> C Control Cable, 300mm	1

# Application Note: System Connection for HD-3000/3000S & SGX-1920



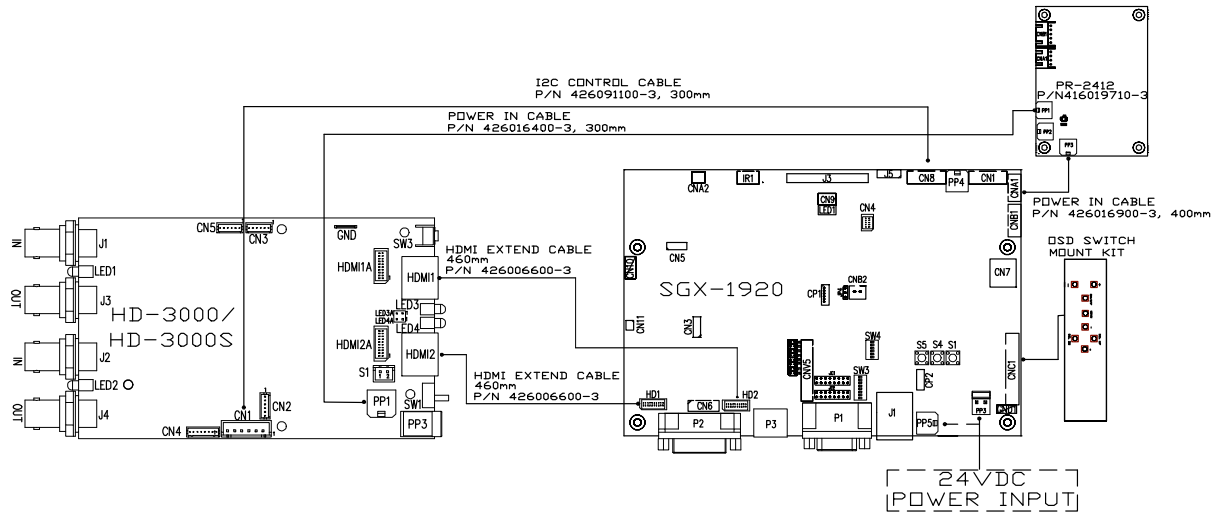
Version: 1.01

Date: 14-February-2012

## For 24VDC power input connection:

### <Method 1> :

Use HDMI extend cable P/N 426006600-3 connect between HDMI1/HDMI2 on HD-3000/HD-3000S and HD1/HD2 on SGX-1920.



KIT 70703-3 includes the following items :

Item	Part number	Description	Quantity
1	4160164XX-3	HD-3000S	1
2	416019710-3	Power Converter board, PR-2412	1
3	426006600-3	HDMI Extend Cable, 460mm	1
4	426016400-3	Power In Cable, 300mm	1
5	426016900-3	Power In Cable, 400mm	1
6	426091100-3	I <sup>2</sup> C Control Cable, 300mm	1

KIT 7070x-3 includes the following items :

Item	Part number	Description	Quantity
1	4160160XX-3	HD-3000	1
2	416019710-3	Power Converter board, PR-2412	1
3	426006600-3	HDMI Extend Cable, 460mm	2
4	426016400-3	Power In Cable, 300mm	1
5	426016900-3	Power In Cable, 400mm	1
6	426091100-3	I <sup>2</sup> C Control Cable, 300mm	1

# Application Note: System Connection for HD-3000/3000S & SGX-1920

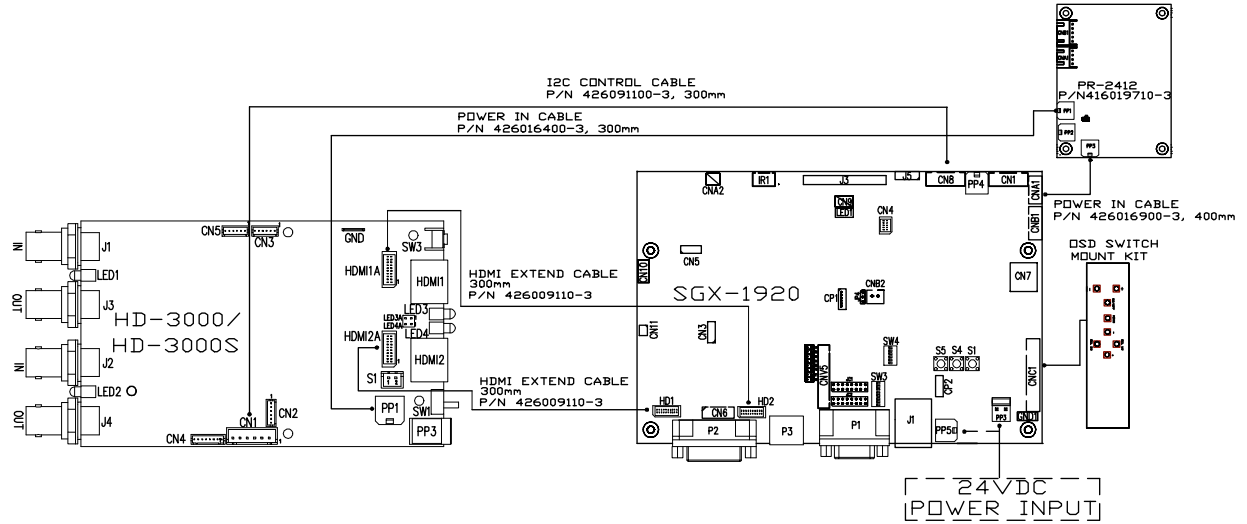


Version: 1.01

Date: 14-February-2012

## <Method 2> :

Use HDMI extend cable P/N 426009110-3 connect between HDMI1A /HDMI2A on HD-3000/HD-3000S and HD1 / HD2 on SGX-1920.



# Application Note: System Connection for HD-3000/3000S & SGX-1920



**Version:** 1.01

**Date:** 14-February-2012

---

## CONTACT DETAILS

**USA:** Digital View Inc.  
18440 Technology Drive  
Building 130  
Morgan Hill, CA 95037  
**Tel:** (1) 408-782 7773      **Fax:** (1) 408-782 7883  
**Sales:** [ussales@digitalview.com](mailto:ussales@digitalview.com)

**EUROPE:** Digital View Ltd.  
The Lake House  
Knebworth Park  
Herts, SG3 6PY  
UK  
Tel: (44) (0)20 7631 2150    Fax : (44) (0)20 7631 2156  
Sales : [uksales@digitalview.com](mailto:uksales@digitalview.com)

**ASIA:** Digital View Ltd.  
16<sup>th</sup> floor Millennium City 3  
370 Kwun Tong Road  
Kwun Tong  
Hong Kong  
Tel: (852) 28613615    Fax: (852) 25202987  
Sales: [hksales@digitalview.com](mailto:hksales@digitalview.com)

---

The content subject to change without notice

Application Note – System connection for HD-3000/3000S with SGX-1920

(February 2012)

© Digital View Ltd 2012

---