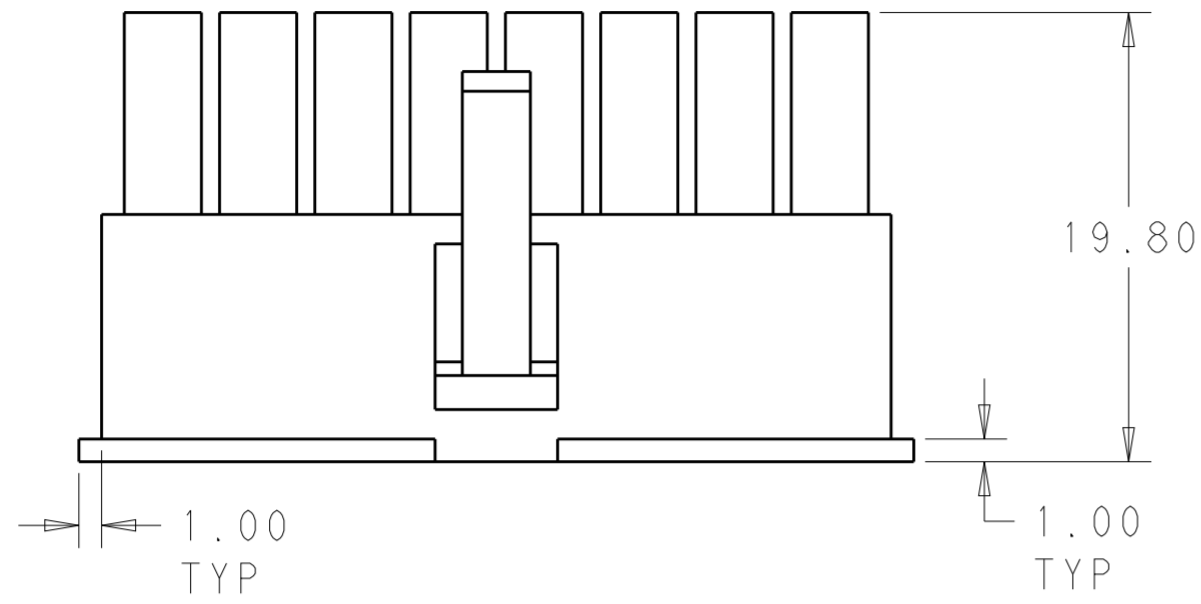
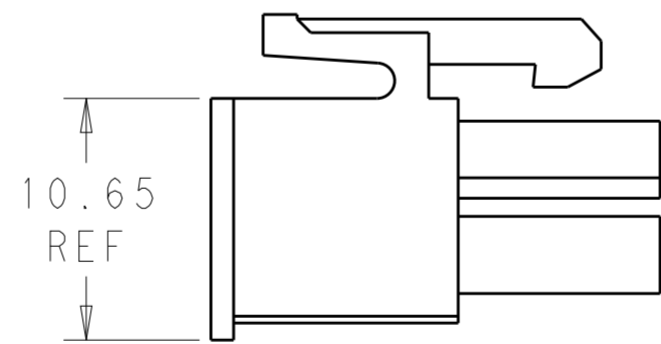
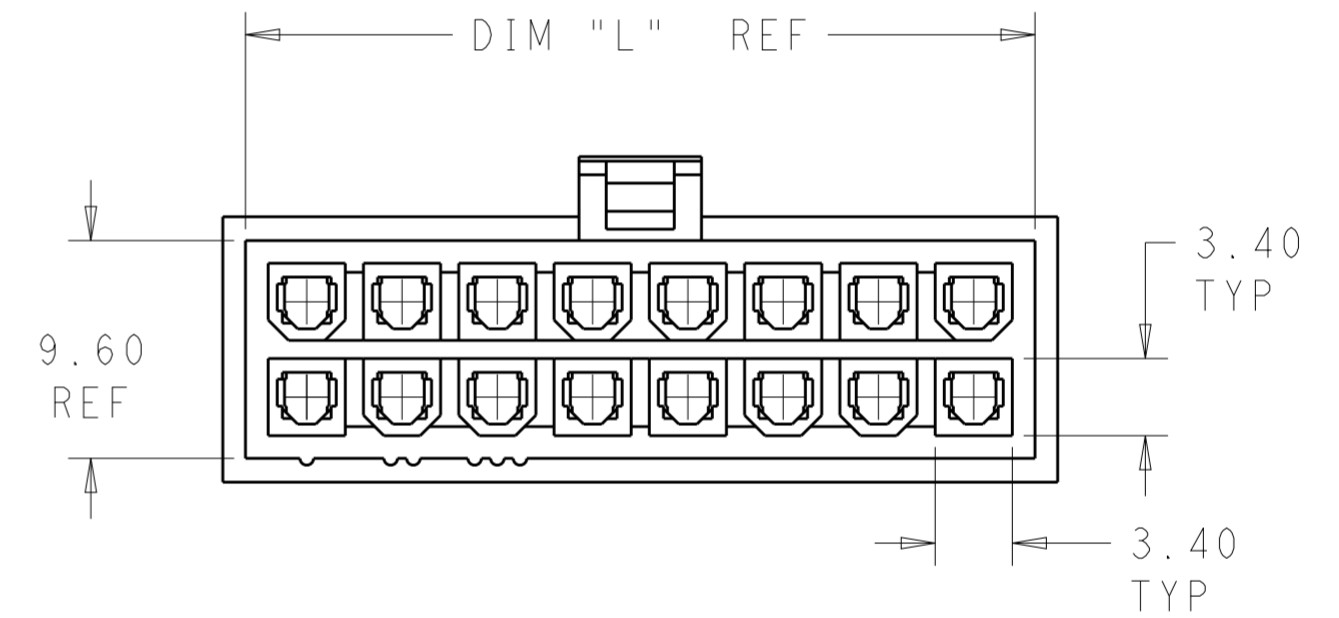
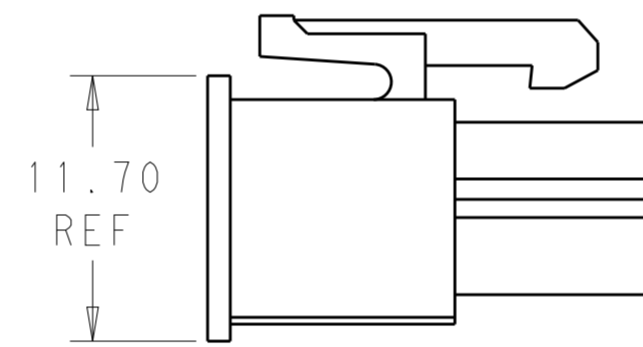
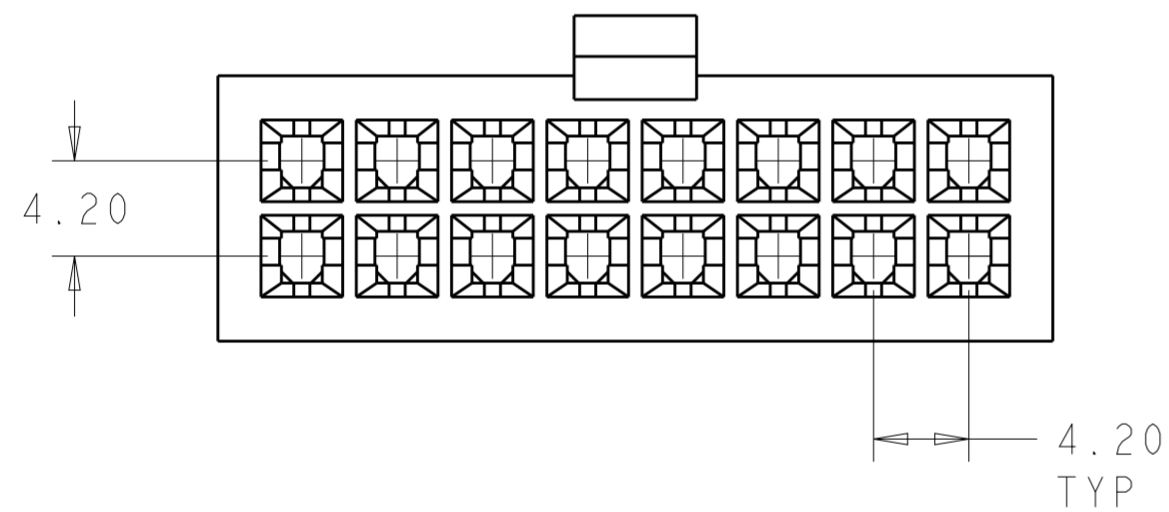


THIS DRAWING IS UNPUBLISHED. RELEASED FOR PUBLICATION 20
 © COPYRIGHT 20 BY - ALL RIGHTS RESERVED.

LOC		DIST		REVISIONS			
P	LTR	DESCRIPTION	DATE	DWN	APVD		
AF	-	A3	REVISED PER ECR-15-006926	05MAY15	JR	KR	

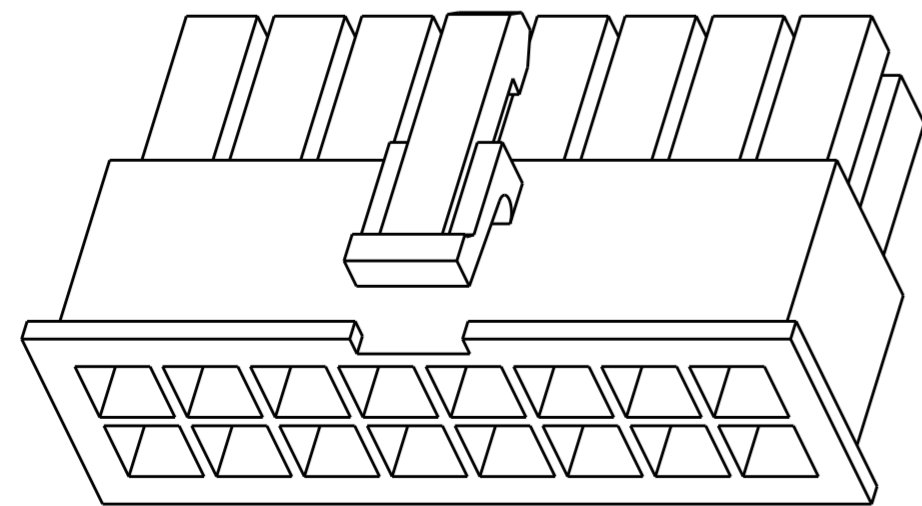


- 1 POLYAMIDE, UL94V-2, COLOR- WHITE
- 2 FLAMMABILITY V2 FOR THICKNESS 0.38mm, 1.5mm NAD 3.0mm PER IEC 60695-11-10.
- 3 GLOW-WIRE FLAMMABILITY (GWFI) 800°C FOR THICKNESS 0.38mm AND 0.75mm PER IEC 60695-2-12.
- 4 GLOW-WIRE FLAMMABILITY (GWFI) 960°C FOR THICKNESS 1.5mm AND 3.0mm PER IEC 60695-2-12.
- 5 GLOW-WIRE IGNITION (GWIT) 825°C FOR THICKNESS 0.38mm, 0.75mm, 1.5mm AND 3.0mm PER IEC 60695-2-13.
- 6 COMPLY WITH GLOW WIRE REQUIREMENTS FOR PARTS OF NON-METALLIC MATERIAL SUPPORTING A CURRENT-CARRYING CONNECTION DETAILED IN IEC 60335-1, SECTION 30(GWT).



SCALE 3:1
FOR -2 PART ONLY

51.60	24	2-1969603-4
47.40	22	2-1969603-2
43.20	20	2-1969603-0
39.00	18	1-1969603-8
34.80	16	1-1969603-6
30.60	14	1-1969603-4
26.40	12	1-1969603-2
22.20	10	1-1969603-0
18.00	8	1969603-8
13.80	6	1969603-6
9.60	4	1969603-4
5.40	2	1969603-2
DIM L	NO. OF POS	PART NO.



THIS DRAWING IS A CONTROLLED DOCUMENT.		DWN	JR RUTH	26SEPT13	STE TE Connectivity
DIMENSIONS:		CHK	KURT RANDOLPH	26SEPT13	
TOLERANCES UNLESS OTHERWISE SPECIFIED:		APVD	KURT RANDOLPH	26SEPT13	
mm		PRODUCT SPEC		NAME	
0 PLC ±		APPLICATION SPEC		RECEPTACLE HOUSING, VAL-U-LOK, GLOW WIRE	
1 PLC ±		WEIGHT		SIZE	
2 PLC ±0.25		Customer Drawing		A200779	
3 PLC ±		SCALE 3:1		CAGE CODE	
4 PLC ±		SHEET 1 OF 1		DRAWING NO	
ANGLES ±		REV A3		RESTRICTED TO	
FINISH ±					