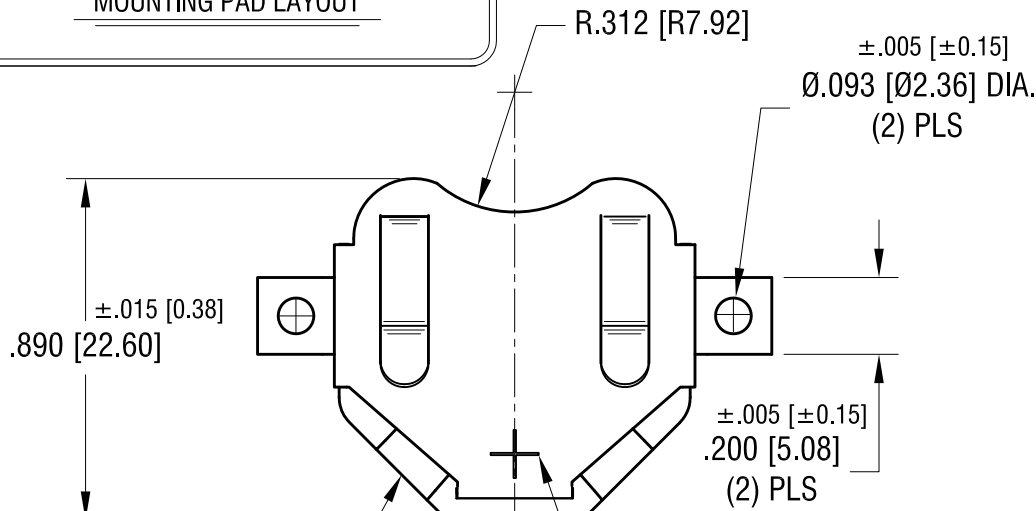
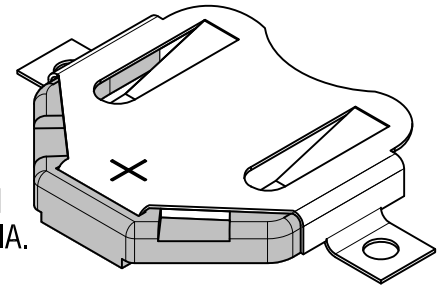
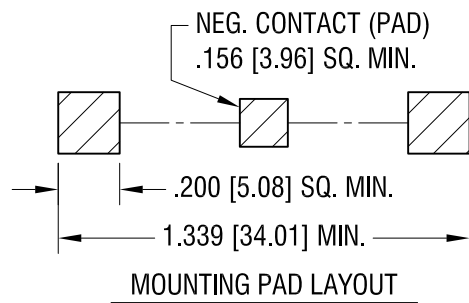
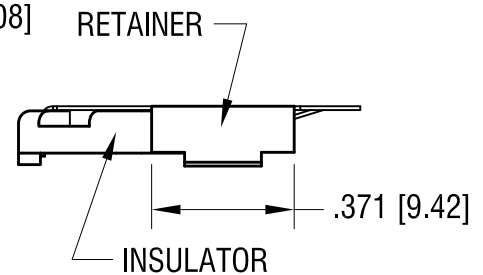
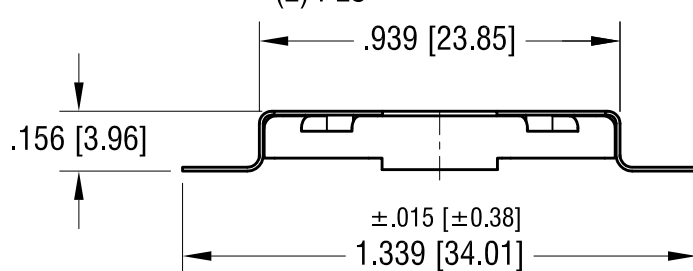


THIS DOCUMENT IS THE PROPERTY OF
KEYSTONE ELECTRONICS CORP. AND
SHALL NOT BE REPRODUCED, DISTRIBUTED
OR USED AS A BASIS FOR MANUFACTURE
WITHOUT PRIOR WRITTEN PERMISSION
FROM KEYSTONE ELECTRONICS CORP.



STAMPED POLARITY
MARKING (+)

BATTERY RELIEVE
(2) PLS



NOTE:

1. CLIP MAT'L: .010 TH'K FULL HARD
PHOSPHOR BRONZE
INSULATOR MAT'L: NYLON
2. CLIP FINISH: MATTE TIN PLATE

KEYSTONE ELECTRONICS CORP.

www.keyelco.com • ASTORIA, N.Y. 11105-2017 • Tel (718) 956-8900

PART NAME

SM COIN CELL CLIP ASSEMBLY FOR TWO 2016

MATERIAL

AS NOTED

FINISH

AS NOTED

DRN BY

NT

DATE

9.09.09

APP'D

LN

SCALE

2X

TOLERANCES

INCH

[MM]

DECIMAL

±.010 [±0.25]

ANGULAR

± 1°

UNLESS OTHERWISE SPECIFIED

CODE

DWG NO.

C

3070

DATE

DESCRIPTION

REV.