



Features

- Universal AC input / Full range
- 2 pole AC inlet IEC320-C8, Class II power unit
- No load power consumption < 0.3W
- **Energy efficiency level VI**
- Comply with EISA 2007/DoE
- Protections: Short circuit / Overload / Over voltage
- Fully enclosed plastic case
- -20 ~ +70°C working temperature
- LED indicator for power on
- Dual output available (optional)
- ± 16V /+48V also available for video system (optional, order NO. : GP25B58F-R1B)
- 3 years warranty

Applications

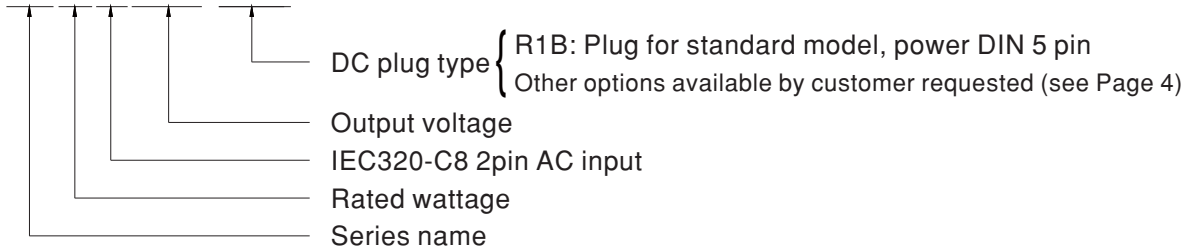
- Consumer electronic devices
- Telecommunication devices
- Office facilities
- Industrial equipments

Description

GP25B is a 25W triple-output desktop type green adaptor series, complying with the mandatory energy saving standard USA EISA 2007/DoE (Level VI). Adopting Class II design and utilizing the standard inlet IEC320-C8, it is designed without FG and uses the 94V-0 flame retardant plastic enclosure, which can effectively prevent electric shock hazards. This series operates from 90~264VAC and offers three models with the output voltage sets +5V/+12V/-5V, +5V/+12V/-12V, +5V/+15V/-15V and can option +16V/+48V/-16V. Its supreme advantages includes the less-than-0.3W no load power consumption, the capability of working under -20~+70°C ambient temperature, complete protection functions and three-year warranty and the compliance to the international safety certification such as CB, TUV, UL, CE and FCC. GP25B is a multiple-output green adaptor with high safety, high reliability and high quality.

Model Encoding

GP25 B 13A -R1B

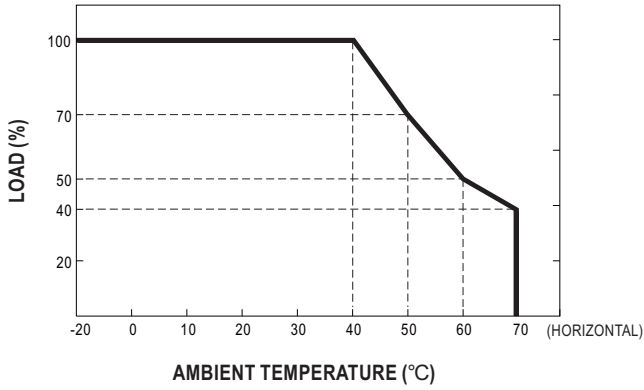




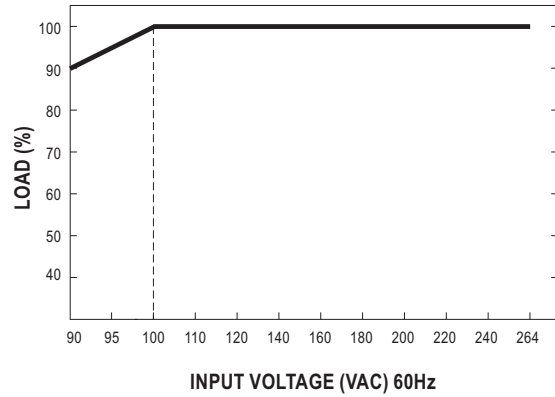
SPECIFICATION

ORDER NO.	GP25B13A-R1B	GP25B13D-R1B	GP25B14E-R1B	GP25B58F-R1B (option)										
OUTPUT	SAFETY MODEL NO.		GP25B13A	GP25B13D	GP25B14E	GP25B58F								
	DC VOLTAGE	Note.2	5V	12V	-5V	5V	12V	-12V	5V	15V	-15V	16V	48V	-16V
	RATED SET CURRENT		2.5A	1.2A	0.3A	2.5A	1A	0.3A	2.5A	0.8A	0.3A	1.05A	0.087A	1.05A
	CURRENT RANGE		0.5 ~ 2.5A	0.2 ~ 1.2A	0.1 ~ 0.3A	0.5 ~ 2.5A	0.2 ~ 1A	0.1 ~ 0.3A	0.5 ~ 2.5A	0.1 ~ 0.8A	0.1 ~ 0.3A	0.2 ~ 1.05A	17mA ~ 87mA	0.2 ~ 1.05A
	RATED POWER		28.5W			28W			29W			37.77W		
	RIPPLE & NOISE (max.)	Note.3	50mVp-p	100mVp-p	50mVp-p	60mVp-p	120mVp-p	50mVp-p	100mVp-p	150mVp-p	50mVp-p	200mVp-p	200mVp-p	200mVp-p
	VOLTAGE TOLERANCE	Note.4	±5.0%	-5.0 ~ +10%	±3.0%	±5.0%	-5.0 ~ +5.0%	±3.0%	±5.0%	-5.0 ~ +15%	±3.0%	±5.0%	±5.0%	-5.0 ~ +10%
	LINE REGULATION	Note.5	±1.0%	±1.0%	±1.0%	±1.0%	±1.0%	±1.0%	±1.0%	±1.0%	±1.0%	±1.0%	±1.0%	±1.0%
	LOAD REGULATION	Note.6	±5.0%	±5.0%	±3.0%	±5.0%	±5.0%	±3.0%	±5.0%	±5.0%	±3.0%	±5.0%	±5.0%	±5.0%
	SETUP, RISE, HOLD UP TIME		800ms, 50ms, 20ms / 230VAC			1200ms, 50ms, 16ms / 115VAC at full load								
INPUT	VOLTAGE RANGE	Note.7	90 ~ 264VAC 135~ 370VDC											
	FREQUENCY RANGE		47 ~ 63Hz											
	EFFICIENCY (Typ.)		80%			80%			80.5%			85%		
	AC CURRENT		0.8A / 100VAC		0.4A / 230VAC									
	INRUSH CURRENT (max.)		Cold start 30A / 115VAC		60A / 230VAC									
	LEAKAGE CURRENT (max.)		0.75mA / 240VAC											
PROTECTION	OVERLOAD		110 ~ 160% rated output power Protection type : Hiccup mode, recovers automatically after fault condition is removed											
	OVER VOLTAGE		Protection type : Clamp by zener diode(5V only), output short											
ENVIRONMENT	WORKING TEMP.		-20 ~ +70°C (Refer to "Derating Curve")											
	WORKING HUMIDITY		20% ~ 90% RH non-condensing											
	STORAGE TEMP., HUMIDITY		-20 ~ +85°C, 10 ~ 95% RH non-condensing											
	TEMP. COEFFICIENT		±0.03% / °C (-20 ~ 40°C)											
	VIBRATION		10 ~ 500Hz, 2G 10min./1cycle, period for 60min. each along X, Y, Z axes											
SAFETY & EMC (Note. 8)	SAFETY STANDARDS		UL60950-1, CSA22.2, EN60950-1, EAC TP TC 004 approved											
	WITHSTAND VOLTAGE		I/P-O/P:4242VDC, I/P-FG:2121VDC											
	ISOLATION RESISTANCE		I/P-O/P,I/P-FG:100M Ohms / 500VDC / 25°C / 70% RH											
	EMC EMISSION	Parameter		Standard				Test Level / Note						
		Conducted emission		EN55032(CISPR32),FCC PART 15 / CISPR22, CAN ICES-3(B)/NMB-3(B)				Class B						
		Radiated emission		EN55032(CISPR32),FCC PART 15 / CISPR22, CAN ICES-3(B)/NMB-3(B)				Class B						
		Harmonic current		EN61000-3-2				Class A						
	Voltage flicker		EN61000-3-3				-----							
	EMC IMMUNITY	Parameter		Standard				Test Level / Note						
		ESD		EN61000-4-2				Level 3, 8KV air; Level 2, 4KV contact						
RF field susceptibility			EN61000-4-3				Level 2, 3V/m							
EFT bursts			EN61000-4-4				Level 2, 1KV							
Surge susceptibility			EN61000-4-5				Level 3, 1KV/L-N							
Conducted susceptibility			EN61000-4-6				Level 2, 3V							
Voltage dips , interruption			EN61000-4-11				>95% dip 0. 5 periods, 30% dip 25 periods, >95% interruptions 250 periods							
OTHERS	LIFE		3 years : 100% load 40°C, 8hours / day											
	MTBF		620K hrs min. MIL-HDBK-217F (25°C)											
	DIMENSION		107.5*67*36mm (L*W*H)											
	PACKING		0.3kg; 54pcs / 20kg / CARTON											
CONNECTOR	PLUG		See page 4											
	CABLE		See page 4											
NOTE	<p>1.All parameters are specified at 230VAC input, rated load, 25°C 70% RH ambient.</p> <p>2.DC voltage: The output voltage set at point measure by plug terminal & 50% load.</p> <p>3.Ripple & noise are measured at 20MHz by using a 12" twisted pair terminated with a 0.1µf & 47µf capacitor.</p> <p>4.Tolerance: includes set up tolerance, line regulation, load regulation.</p> <p>5.Line regulation is measured from low line to high line at rated load.</p> <p>6.When measured between the light load (20% of rated load) and full load, the load regulation is within ±5% whereas the cross regulation is within ±15%.</p> <p>7.Derating may be needed under low input voltages. Please check the static characteristics for more details.</p> <p>8.The power supply is considered as an independent unit, but the final equipment still need to re-confirm that the whole system complies with the EMC directives. For guidance on how to perform these EMC tests, please refer to "EMI testing of component power supplies." (as available on http://www.meanwell.com)</p>													

■ Derating Curve

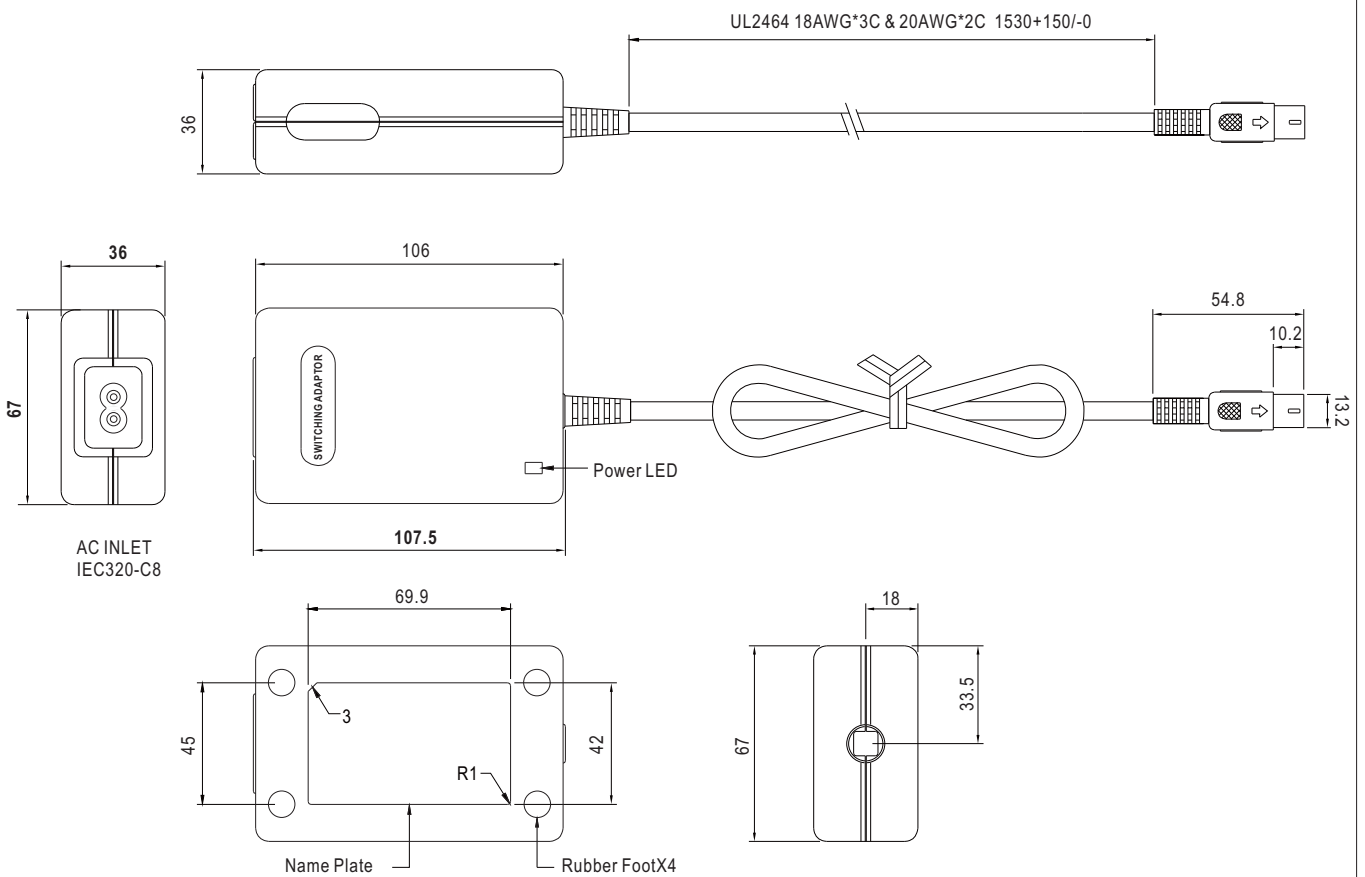


■ Static Characteristics



■ Mechanical Specification

Unit:mm



■ DC output plug

☉ Standard plug: R1B

DIN 5 Pin (male)	Type No.	Pin Assignment	
		PIN No.	Output
	R1B	1	COM
		2	COM
		3	+5VDC
		4	-Vout
		5	+Vout

☉ Optional DC plug:

Stripped and tinned leads	Type No.	Pin Assignment	
		PIN No.	Output
<p>Length of Land L1 by request (MW's standard length, L: <u>70</u> mm, L1: <u>10</u> mm)</p>	by customer	1(Black)	COM
		2(Blue)	COM
		3(Red)	+5VDC
		4(White)	-Vout
		5(Yellow)	+Vout

■ Installation Manual

Please refer to : <http://www.meanwell.com/manual.html>