


SERIES: ETMA 30W | **DESCRIPTION:** MEDICAL AC-DC POWER SUPPLY

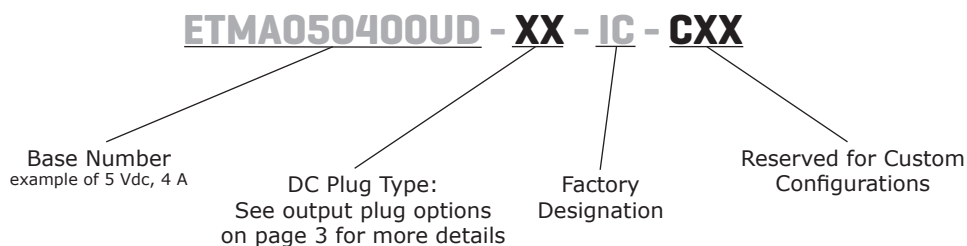
FEATURES

- up to 30 W power
- universal input (90~264 Vac)
- single regulated output from 5~24 Vdc
- over voltage and short circuit protections
- full medical safety approvals
- level V efficiency
- custom designs available



MODEL	output voltage (Vdc)	output current max (A)	output power max (W)	ripple and noise ¹ max (mVp-p)	efficiency level
ETMA050400UD	5	4	20	50	V
ETMA090300UD	9	3	27	90	V
ETMA120250UD	12	2.5	30	120	V
ETMA150200UD	15	2	30	150	V
ETMA180165UD	18	1.65	30	180	V
ETMA240125UD	24	1.25	30	240	V

1. at full load, 100 ~ 240 Vac input, 20 MHz bandwidth oscilloscope, each output terminated with a 10 μ F aluminum electrolytic and 0.1 μ F ceramic capacitors.

PART NUMBER KEY


INPUT

parameter	conditions/description	min	typ	max	units
voltage		90		264	Vac
frequency		47		63	Hz
input current				0.6	A
inrush current	at 240 Vac			50	A
no load power consumption				0.3	W

OUTPUT

parameter	conditions/description	min	typ	max	units
line regulation ¹			±1		%
load regulation ²	5 Vdc output		±6		%
	9 Vdc output		±4		%
	12, 15 Vdc outputs		±3		%
	18, 24 Vdc outputs		±2		%
voltage accuracy			±2		%
hold-up time	at 115 Vac		16		ms
switching frequency			70		kHz
temperature coefficient			±0.05		%/°C

Note: 1. measured from 100 ~ 240 Vac, full load
2. measured from 60% to full load and from 60 ~ 20% load (60% ±40% load)

PROTECTIONS

parameter	conditions/description
over voltage protection	TVS component to clamp
short circuit protection	continuous, auto restart

SAFETY & COMPLIANCE

parameter	conditions/description	min	typ	max	units
isolation voltage	input to output			5,656	Vdc
safety approvals	IEC 60601-1, EN 60601-1, UL 60601-1				
EMI/EMC	EN 55011, EN 60601-1-2, EN 61000-3-(2,3)				
MTBF	as per MIL-HDBK-217F, 115 Vac, 25 °C	300,000			hours
RoHS	2011/65/EU				

ENVIRONMENTAL

parameter	conditions/description	min	typ	max	units
operating temperature		0		40	°C
storage temperature		-20		85	°C
humidity	non-condensing			93	%

MECHANICAL

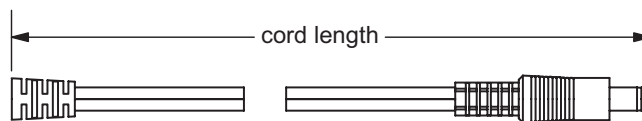
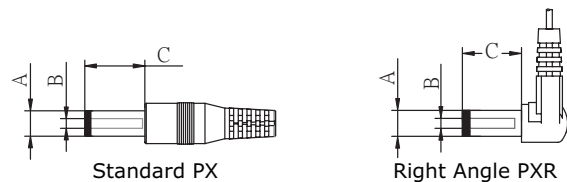
parameter	conditions/description	min	typ	max	units
dimensions	110 x 50 x 30 (4.331 x 1.969 x 1.181 inch)				mm
input plug	IEC320 / C8				
weight			220		g

MECHANICAL DRAWING

units: mm

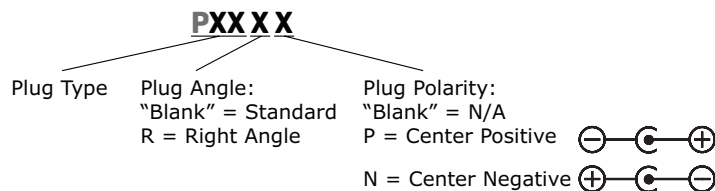


DC OUTPUT PLUG OPTIONS / DC CORD



	A	B	C	Unit
P5/P5R	5.5	2.1	9.5	mm
P6/P6R	5.5	2.5	9.5	mm

MODEL NO.	CABLE GAUGE	CORD LENGTH
ETMA050400UD	18 AWG	720 mm \pm 50
ETMA090300UD	18 AWG	1,220 mm \pm 50
ETMA120250UD	18 AWG	1,800 mm \pm 50
ETMA150200UD	18 AWG	1,800 mm \pm 50
ETMA180165UD	18 AWG	1,800 mm \pm 50
ETMA240125UD	18 AWG	1,800 mm \pm 50



REVISION HISTORY

rev.	description	date
1.0	initial release	12/02/2011
1.01	updated P7/P7R B dimension	03/23/2012
1.02	V-Infinity branding removed	08/21/2012
1.03	updated datasheet	07/10/2015

The revision history provided is for informational purposes only and is believed to be accurate.



CUI INC[®]

Headquarters
20050 SW 112th Ave.
Tualatin, OR 97062
800.275.4899

Fax 503.612.2383
cui.com
techsupport@cui.com

This device complies with part 15 of the FCC Rules. Operation is subject to the following two conditions:

- (1) This device may not cause harmful interference, and
- (2) this device must accept any interference received, including interference that may cause undesired operation.

CUI offers a one (1) year limited warranty. Complete warranty information is listed on our website.

CUI reserves the right to make changes to the product at any time without notice. Information provided by CUI is believed to be accurate and reliable. However, no responsibility is assumed by CUI for its use, nor for any infringements of patents or other rights of third parties which may result from its use.

CUI products are not authorized or warranted for use as critical components in equipment that requires an extremely high level of reliability. A critical component is any component of a life support device or system whose failure to perform can be reasonably expected to cause the failure of the life support device or system, or to affect its safety or effectiveness.