



Flyback Transformer For ON Semiconductor NCP1027



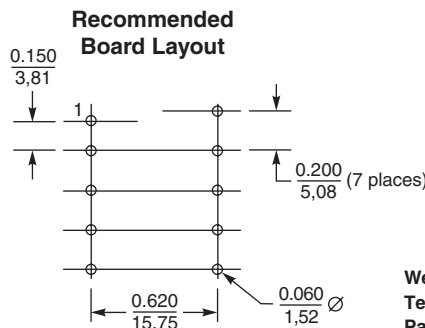
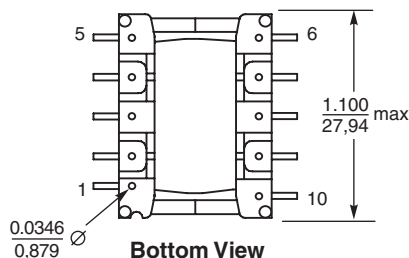
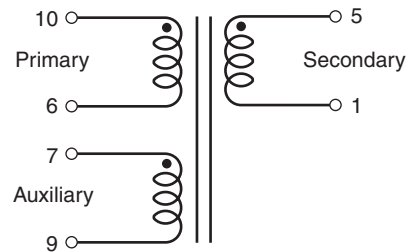
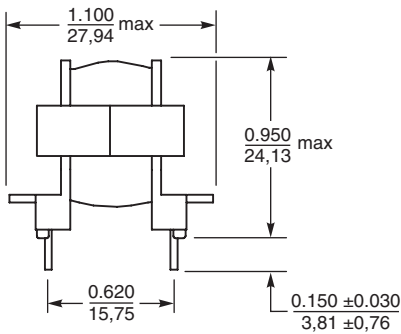
The DA2077-AL flyback transformer has been specifically developed for use with ON Semiconductor's NCP1027 Standby Power Supply for ATX Applications and is specified in Application Note AND8241/D.

This transformer is designed for universal input, 85 – 265 Vac. It operates in continuous conduction mode within an input voltage range of 120 Vdc to 375 Vdc and at a 65 kHz switching frequency. Primary to secondary isolation is 2000 Vrms.

Coilcraft can also custom engineer a transformer to meet your specific requirements. For free evaluation samples, contact Coilcraft or visit www.coilcraft.com.

Part number	Inductance at 0 A ¹ ±10% (mH)	DCR max (Ohms)			Leakage inductance ² max (µH)	Turns ratio		Output
		pri	sec	aux		pri : sec	pri : aux	
DA2077-AL	3.4	2.53	0.042	0.574	114	1:0.06	1:0.15	5 V, 2 A (sec) 12.5 V, 10 mA (aux)

1. Inductance is for the primary, measured at 10 kHz, 0.1 Vrms, 0 Adc
2. Leakage inductance tested at 100 kHz, 0.1 Vrms
3. Operating temperature range -40°C to +85°C.
4. Electrical specifications at 25°C.



Weight: 16.5 g
Terminations: Matte tin over copper
Packaged: 49 parts per tray



Specifications subject to change without notice. Please check our website for latest information.

Document 518 Revised 12/02/08