

"High Frequency Ceramic Solutions"

1.2 GHz Band Pass Filter

P/N 1200BP44A575

Detail Specification: 02/12/09

Page 1 of 2

General Specifications

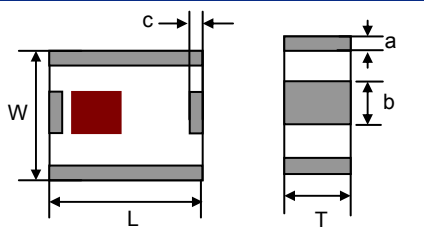
Part Number	1200BP44A575	
Frequency (MHz)	950 - 1525	
Insertion Loss	2.8 dB max.	
Return Loss	7.0 dB min.	
Attenuation (min.)	100 ~ 480 MHz	25 dB
Attenuation (min.)	1900 ~ 3050 MHz	25 dB

Input Power	500 mW max.
Impedance	50 Ω
Reel Quantity	2000
Operating Temperature	-40 to +85°C
Storage Temperature	+5 to +35°C, Humidity: 45-75%RH, 12 mos. Max

* 12 months in vacuum sealed bag and 1 week after opened.

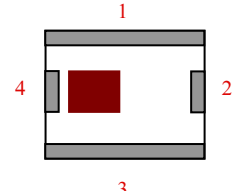
Mechanical Dimensions

	In	mm
L	0.177 ± 0.008	4.50 ± 0.20
W	0.126 ± 0.008	3.20 ± 0.20
T	0.059 ± 0.004	1.50 ± 0.10
a	0.016 ± 0.008	0.40 ± 0.20
b	0.031 ± 0.008	0.80 ± 0.20
c	0.012 ± 0.006	0.30 ± 0.15



Terminal Configuration

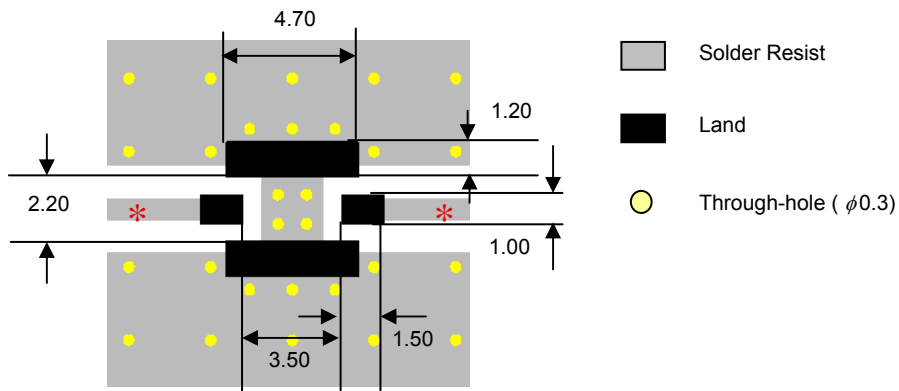
No.	Function
1	GND
2	OUT
3	GND
4	IN



Mounting Considerations

Mount these devices with brown mark facing up.

* Line width should be designed to provide 50 Ω impedance matching characteristics, depending on PCB material and thickness.



Johanson Technology, Inc. reserves the right to make design changes without notice.

All sales are subject to Johanson Technology, Inc. terms and conditions.



www.johansontechnology.com
4001 Calle Tecate • Camarillo, CA 93012 • TEL 805.389.1166 FAX 805.389.1821

2009 Johanson Technology, Inc. All Rights Reserved

"High Frequency Ceramic Solutions"

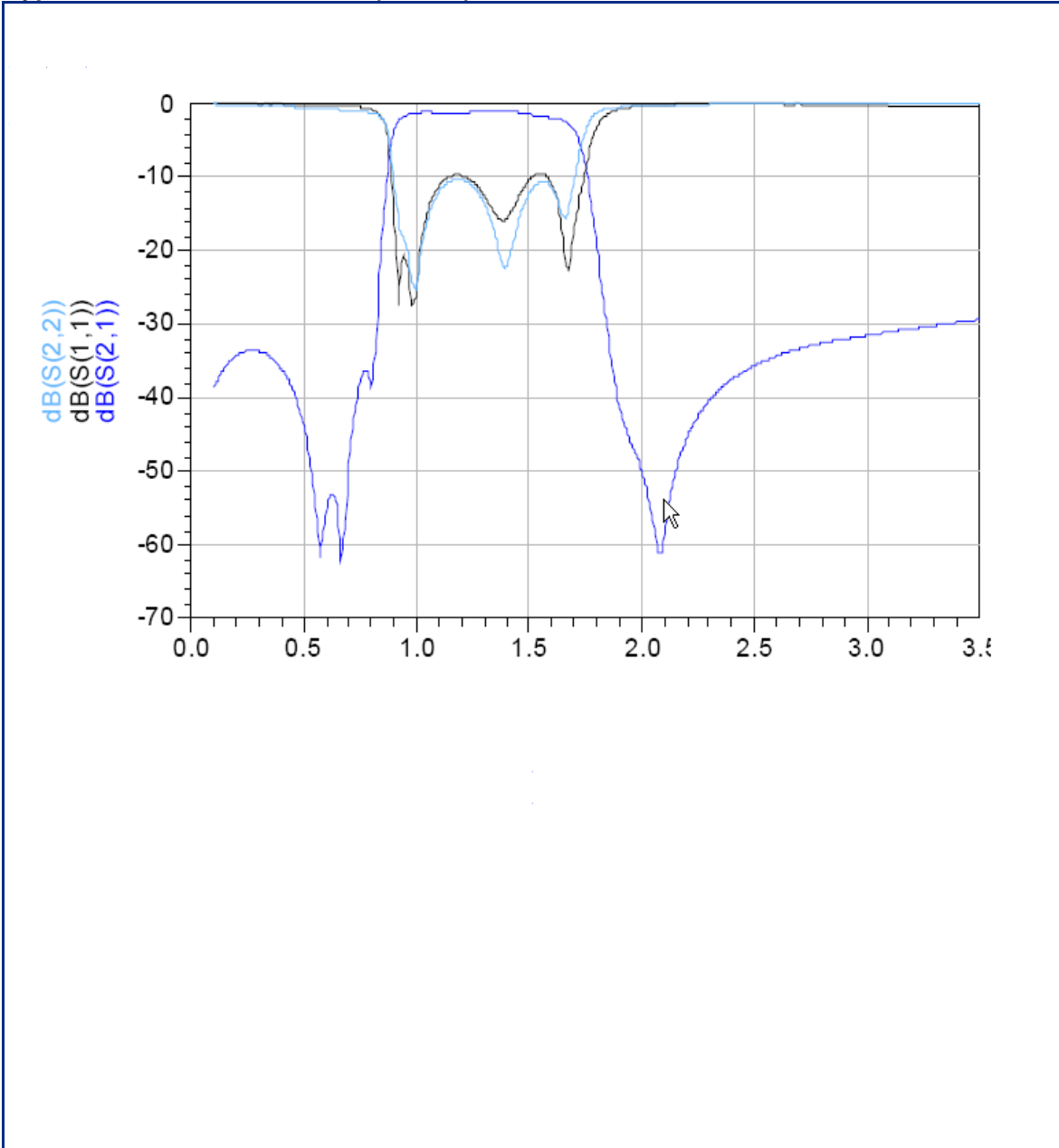
1.2 GHz Band Pass Filter

P/N 1200BP44A575

Detail Specification: 02/12/09

Page 2 of 2

Typical Electrical Performance (T=25°C)



Johanson Technology, Inc. reserves the right to make design changes without notice.

All sales are subject to Johanson Technology, Inc. terms and conditions.



www.johansontechnology.com

4001 Calle Tecate • Camarillo, CA 93012 • TEL 805.389.1166 FAX 805.389.1821

2009 Johanson Technology, Inc. All Rights Reserved