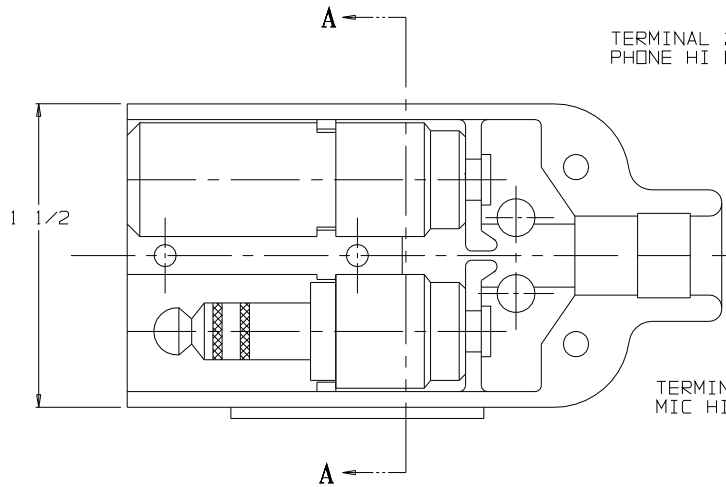
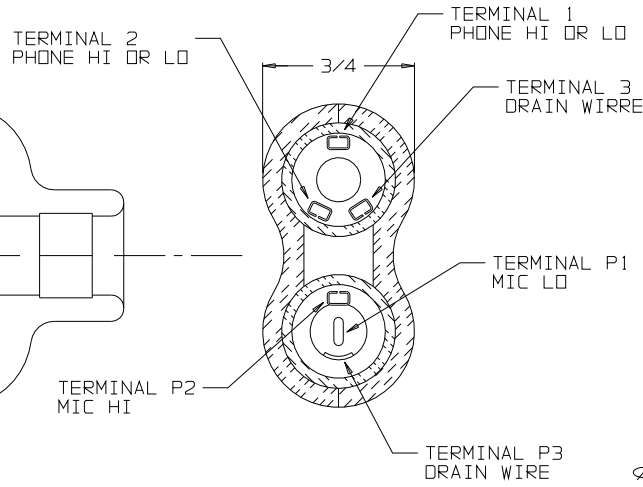


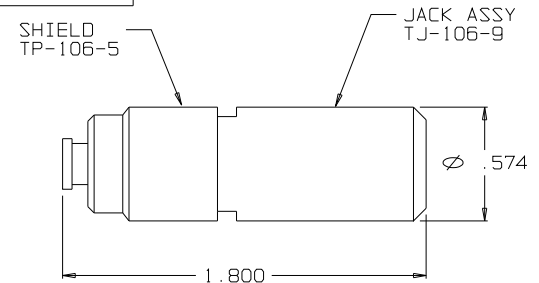
**C TJ-106HC**



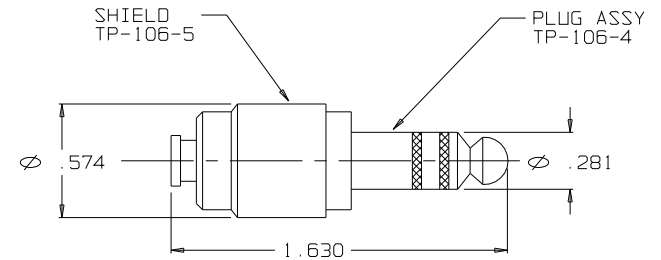
VIEW WITH HALF SHELL REMOVED



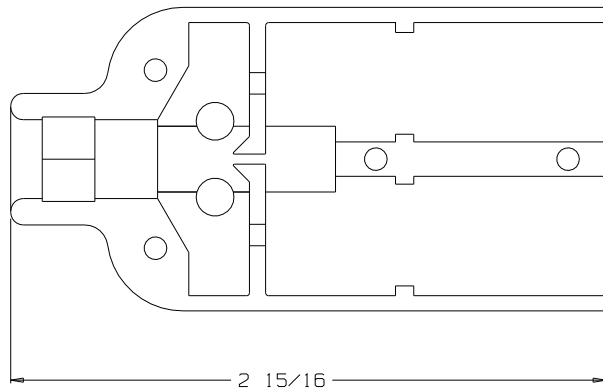
SECTION A-A



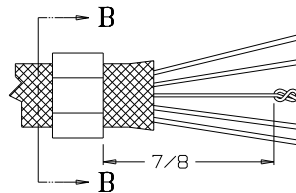
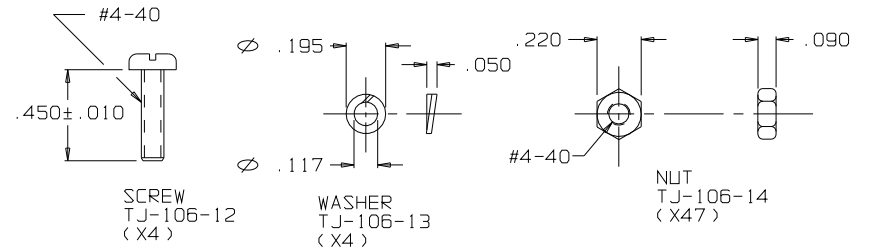
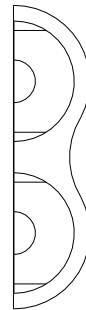
TJ-106-21 JACK & SHIELD ASSEMBLY



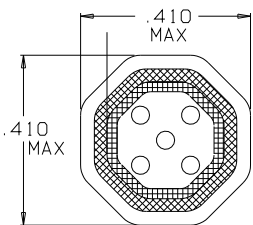
TP-106-10 PLUG & SHIELD ASSEMBLY



SHELL, HALF  
TJ-106-11HC  
(X2)

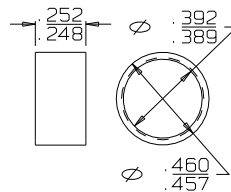


STAY CORD-VARNISH KNOT



SECTION B-B

STRAIN RELIEF  
CLAMP TJSS-106-12  
AFTER CRIMPING  
USE DANIELS HX4 CRIMP  
TOOL AND Y146 DIE SET  
SCALE 4:1



RING, STRAIN RELIEF  
TJSS-106-12

OWN. BY EWT	DATE 8/3/01	MATERIAL _____
CHECKED BY	DATE	FINISH _____
APPR. BY	DATE	WEIGHT _____ SCALE 2:1
UNLESS OTHERWISE SPECIFIED DIMENSIONS ARE IN INCHES TOLERANCES ON FRACTIONS DECIMALS ANGLES ± 1/64 ± .005		TITLE JACK-TELEPHONE-BIAXIAL SHIELDED (6) CONDUCTOR HEX CRIMP
LET. REVISION	CN # DATE CHK.	DO NOT SCALE DWG. SHEET 1 OF 1
B ADD DANIELS HX4 CRIMP TOOL AND Y146 DIE SET. 026 9/16/09 GPH A INITIAL RELEASE		NEXUS STAMFORD, CONN. SIZE DWG. NO. <b>C TJ-106HC</b>

THIS DOCUMENT CONTAINS PROPRIETARY INFORMATION OF NEXUS, INCORPORATED AND SUCH INFORMATION MAY NOT BE DISCLOSED TO OTHERS FOR ANY PURPOSE OR USED FOR ANY PURPOSE WITHOUT THE WRITTEN CONSENT OF NEXUS.