


**Sockets & Accessories, KHA Relays**

- Sockets for 2 - 4 pole relays with solder terminals
- Solder, PCB or screw terminal sockets
- Choice of grounding provision on sockets
- Hold down springs
- Plates and brackets permit various mounting options



**Approvals**

UL E22575 and E59244, CSA LR15734  
Technical data of approved types on request

**Technical Data**

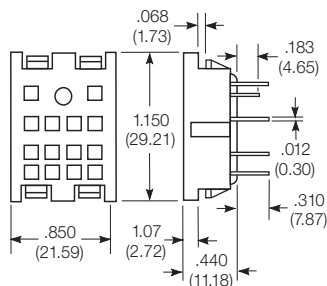
|   |                          |
|---|--------------------------|
| Socket contact material                 | Spring brass, tin plated |
| Socket body material                    | Nylon                    |
| 27E006, 27E220, 27E023, 27E007 & 27E894 |                          |
| 27E166                                  | Glass-filled polyester   |
| Maximum current                         | 5A                       |

**Ordering Code**

| Product Code | Poles | Terminal type    | Grounding provision | Part number |
|--------------|-------|------------------|---------------------|-------------|
| 27E006       | 4     | solder terminals | yes                 | 1419106-1   |
| 27E220       | 2     | pcb terminals    | no                  | 1419106-7   |
| 27E023       | 4     |                  |                     | 1419106-3   |
| 27E007       | 4     |                  | yes                 | 1419106-2   |

**Dimensions**

Sockets with PCB or solder terminals

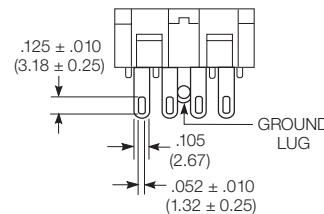


Recommended chassis cutout for solder terminal socket

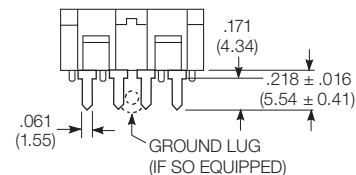


**Dimensions (continued)**

Socket with pierced solder terminals

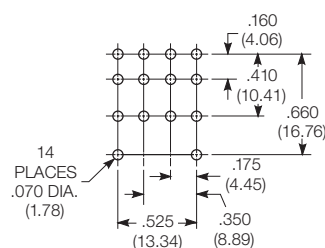


Socket with printed circuit terminals



**Caution:** Printed circuit sockets are manufactured with "floating" (Loose) terminals. This permits them to align with holes in the circuit board and with the relay terminals. During the mounting and soldering of the socket, vertical float should be eliminated and the terminals seated on the board. (This may be accomplished by inserting a dummy relay in the socket.) Failure to eliminate float may cause fracture of the solder joint or separation of the copper conductor from the printed circuit board when a relay is inserted in the socket after soldering.

PC board layout (bottom view) for PCB terminal socket



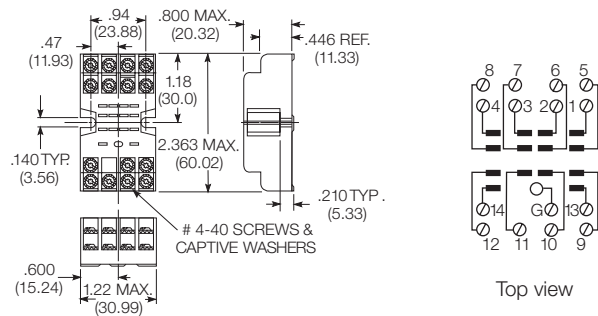
**Sockets & Accessories, KHA Relays (Continued)**

**Ordering Code**

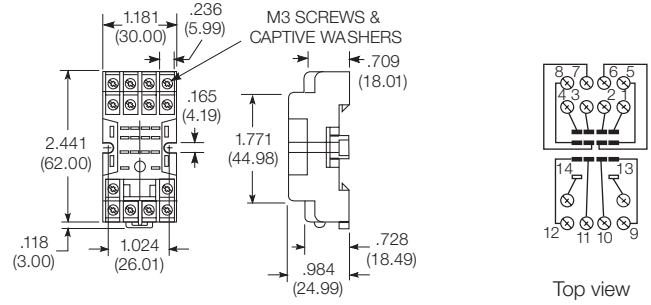
| Product Code | Poles | Terminal type   | Grounding provision | Part number |
|--------------|-------|-----------------|---------------------|-------------|
| 27E166       | 4     | screw terminals | yes                 | 1-1393143-9 |
| 27E894       | 4     |                 | no                  | 2-1419106-6 |

**Dimensions and terminal location**

Screw terminal socket 27E166




Screw terminal, DIN rail, snap-mount socket 27E894



**Ordering Code**

| Product Code | Description  | Part number |
|--------------|--|-------------|
| 20C217       | Relay hold down spring   | 1419111-2   |
| 20C297       | Relay hold down spring - use with 27E166                               | 4-1393159-3 |
| 20C426       | Relay hold down spring - use with 27E894                               | 5-1393159-1 |
| 37D633       | Mounting strip - accepts eight 27E006                                  | 1419111-7   |
| 24A110       | Mounting track   | 1419111-6   |
| 24A071       | Steel mounting clip with #6-32 screw - use with 27E166 on 24A110 track | 1419111-5   |
| 24A072       | Plastic twist mounting clip - use with 27E166 on 24A110 track          | 5-1393159-4 |
| 40G432       | Plastic insulator - use with 24A071 to make end clip for 24A110 track  | 9-1393159-5 |

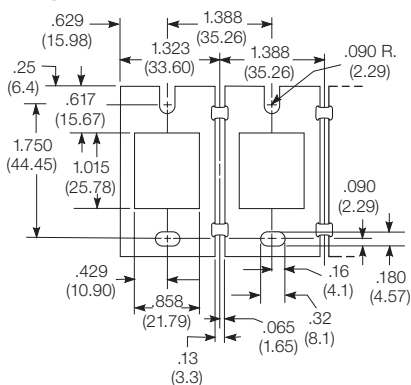
20C217 hold down spring (shown with relay in 27E006 socket)



All accessories must be ordered separately.

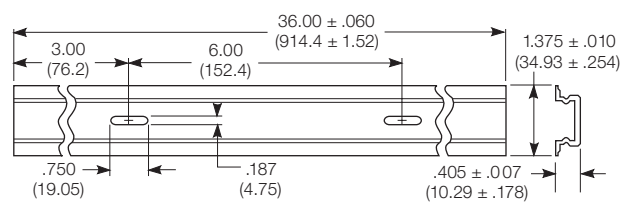
**Dimensions**

37D633 mounting strip



37D633 will mount eight solder terminal sockets in one length of aluminum strip measuring 10.97" x 2.25" x .062 (278.6 x 57.15 x 1.57)

24A110 DIN rail style mounting track



24A110 mounting track is designed to accept snap-mount sockets, as well as other P&B screw terminal sockets. Track is made of lightweight, sturdy extruded aluminum and is shipped in three-foot (914cm) lengths with mounting holes on six-inch (152mm) centers. Track can be cut to shorter lengths or used end-to-end.

Track and mounting accessories

