

**PG-12V75 FR 12 Volt 80 AH @ 20-hr. rate  
75 AH @ 10-hr. rate**

**Rechargeable Sealed Lead Acid Battery  
Designed for Cyclic, Standby, and Solar Applications**

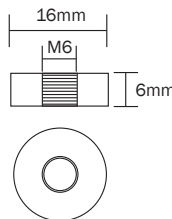


**We've Got The Power.™**

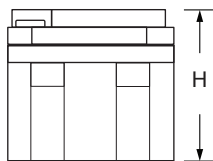
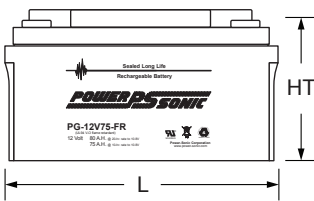
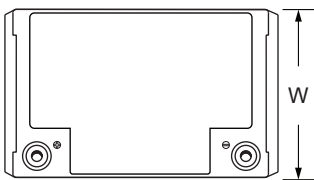


## Terminals (mm)

- T6: Threaded insert w. 6 mm stud fastener



## Physical Dimensions: in (mm)



**L: 13.70 (348) W: 6.57 (167) H: 7.00 (178) HT: 6.46 (164)**

Tolerances are +/- 0.04 in. (+/- 1mm) and +/- 0.08 in. (+/- 2mm) for height dimensions. All data subject to change without notice.

## Features

- **Long Service Life** - Thick plate design and efficient gas recombination yield a service life expectancy of up to 10 years in standby mode.
- **Low Internal Resistance** - Superb high-rate discharge characteristics ensure reliable performance in UPS and Telecom applications.
- **Maintenance-Free, Non-Spillable** - Proven VRLA technology guarantees safe operation without maintenance and 'non-restricted article' status for transportation.
- **Handles** - Integral carrying handles.
- **Low Self-Discharge** - Lead-calcium alloy grids and use of high purity lead account for superior shelf-life characteristics permitting storage for extended periods of time.
- **Designed-In Reliability** - Cutting-edge manufacturing and process control combined with meticulous quality assurance procedures guarantee consistent and dependable performance.

## Performance Specifications

**Nominal Voltage** ..... 12 volts (6 cells)

<b>Nominal Capacity</b>		
20-hr. (4.00A to 10.80 volts) .....	80.0 AH	
10-hr. (7.5A to 10.80 volts) .....	75.0 AH	
8-hr. (9A to 10.50 volts) .....	72.0 AH	
5-hr. (12.90A to 10.50 volts) .....	64.5 AH	
3-hr. (19.50A to 10.50 volts) .....	58.5 AH	
1-hr. (45.0A to 9.60 volts) .....	45.0 AH	

**Approximate Weight** ..... 51.0 lbs. (23.1 kg)

**Energy Density (10-hr. rate)** ..... 1.43 W-h/in<sup>3</sup> (87.17 W-h/l)

**Specific Energy (10-hr. rate)** ..... 17.65 W-h/lb (38.91 W-h/kg)

**Internal Resistance (approx.)** ..... 6.5 milliohms

**Max Short-Duration Discharge Current (10 Sec.)**..... 450 amperes

<b>Shelf Life</b> (% of nominal capacity at 68 °F (20 °C))	
1 Month .....	97%
3 Months.....	91%
6 Months .....	83%

### Operating Temperature Range

Charge .. -4 °F (-20 °C) to 122 °F (50 °C)  
Discharge ..... -40 °F (-40 °C) to 140 °F (60 °C)

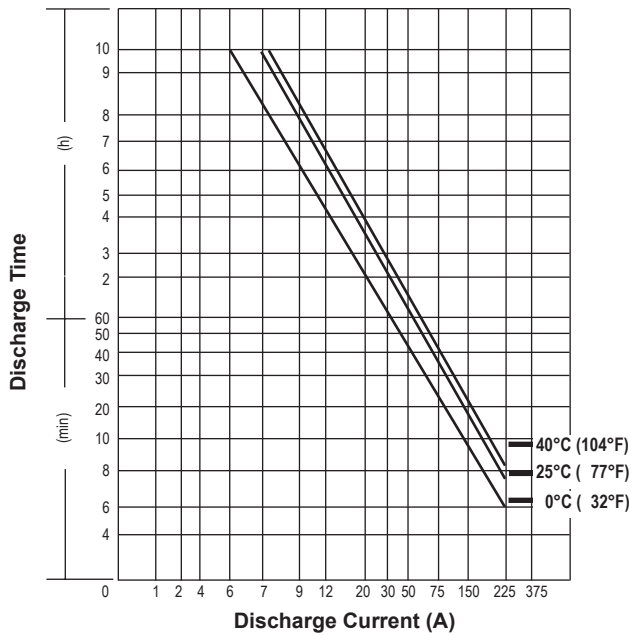
**Case** ..... ABS Plastic (UL94 V-0 flame retardant)

**Power-Sonic Chargers** ..... PSC-1210000A-C

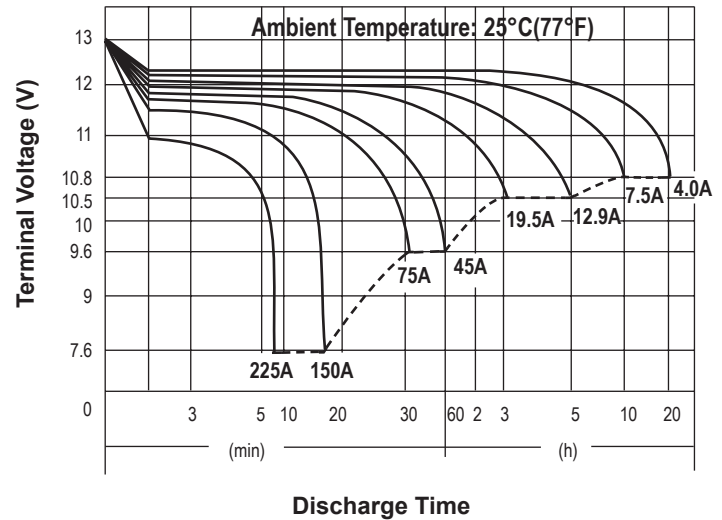
**Constant Current & Power Discharge Ratings**

MODEL	FINAL VOLTAGE	AMPS/WATTS PER CELL @ 25° C													
		5 MIN		10 MIN		15 MIN		20 MIN		30 MIN		45 MIN		60 MIN	
		A	W	A	W	A	W	A	W	A	W	A	W	A	W
<b>PG-12V75 FR</b>	1.80	145	458	124	326	108	262	95	212	78	160	56	121	45	98
	1.75	166	470	135	335	118	268	105	218	83	165	61	125	46	100
	1.67	190	514	155	357	135.5	274	114	230	87.5	172	60.5	129	45	104
	1.60	235	528	174	366	140	285	115	236	86.3	178	60	132	44.5	106

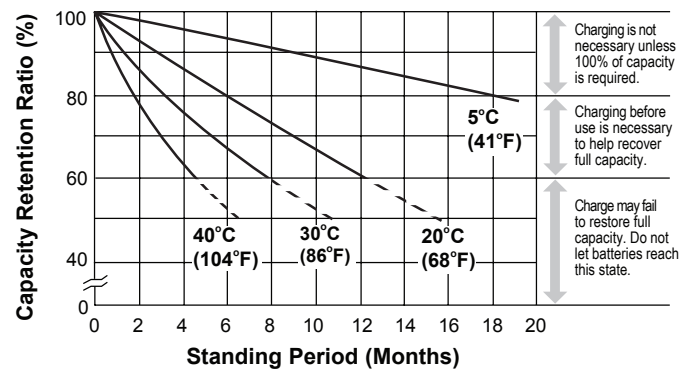
**Discharge Time vs. Discharge Current**



**Discharge Characteristics**



**Shelf Life & Storage**



**Charging**

**Cycle Applications:** Limit initial current to 20.0A. Charge until battery voltage (under charge) reaches 14.4 to 14.7 volts at 68 °F (20 °C). Hold at 14.4 to 14.7 volts until current drops to under 750mA. Battery is fully charged under these conditions, and charger should be disconnected or switched to “float” voltage.

**“Float” or “Stand-By” Service:** Hold battery across constant voltage source of 13.5 to 13.8 volts continuously. When held at this voltage, the battery will seek its own current level and maintain itself in a fully charged condition.

**Note:** Due to the self-discharge characteristics of this type of battery, it is imperative that they be charged within 6 months of storage, otherwise permanent loss of capacity might occur as a result of sulfation.

**Chargers**

Power-Sonic offers a wide range of chargers suitable for batteries up to 100AH. Please refer to the Charger Selection Guide in our specification sheets for “C-Series Switch Mode Chargers” and “Transformer Type A and F Series”. Please contact our Technical department for advice if you have difficulty in locating suitable models.

**Further Information**

Please refer to our website [www.power-sonic.com](http://www.power-sonic.com) for a complete range of useful downloads, such as product catalogs, material safety data sheets (MSDS), ISO certification, etc..

**Contact Information**

[www.power-sonic.com](http://www.power-sonic.com)

**DOMESTIC SALES**  
Tel: +1-619-661-2020  
Fax: +1-619-661-3650  
[national-sales@power-sonic.com](mailto:national-sales@power-sonic.com)

**CUSTOMER SERVICE**  
Tel: +1-619-661-2030  
Fax: +1-619-661-3648  
[customer-service@power-sonic.com](mailto:customer-service@power-sonic.com)

**TECHNICAL SUPPORT**  
Tel: +1-619-661-2020  
Fax: +1-619-661-3648  
[support@power-sonic.com](mailto:support@power-sonic.com)

**INTERNATIONAL SALES**  
Tel: +1-650-364-5001  
Fax: +1-650-366-3662  
[international-sales@power-sonic.com](mailto:international-sales@power-sonic.com)