

ebm-papst Mulfingen GmbH & Co. KG

Bachmühle 2 · D-74673 Mulfingen

Phone +49 7938 81-0

Fax +49 7938 81-110

info1@de.ebmpapst.com

www.ebmpapst.com

Limited partnership · Headquarters Mulfingen

County court Stuttgart · HRA 590344

General partner: Elektrobau Mulfingen GmbH · Headquarters Mulfingen

County court Stuttgart · HRB 590142

Nominal data

Type	R2E140-AS77-05		
Motor	M2E068-BF		
Phase		1~	1~
Nominal voltage	VAC	230	230
Frequency	Hz	50	60
Type of data definition		fa	fa
Valid for approval / standard		CE	CE
Speed	min ⁻¹	1500	1400
Power input	W	100	110
Current draw	A	0.45	0.48
Motor capacitor	µF	2	2
Capacitor voltage	VDB	450	450
Capacitor standard		P0 (CE)	P0 (CE)
Min. back pressure	Pa	0	0
Max. ambient temperature	°C	40	30

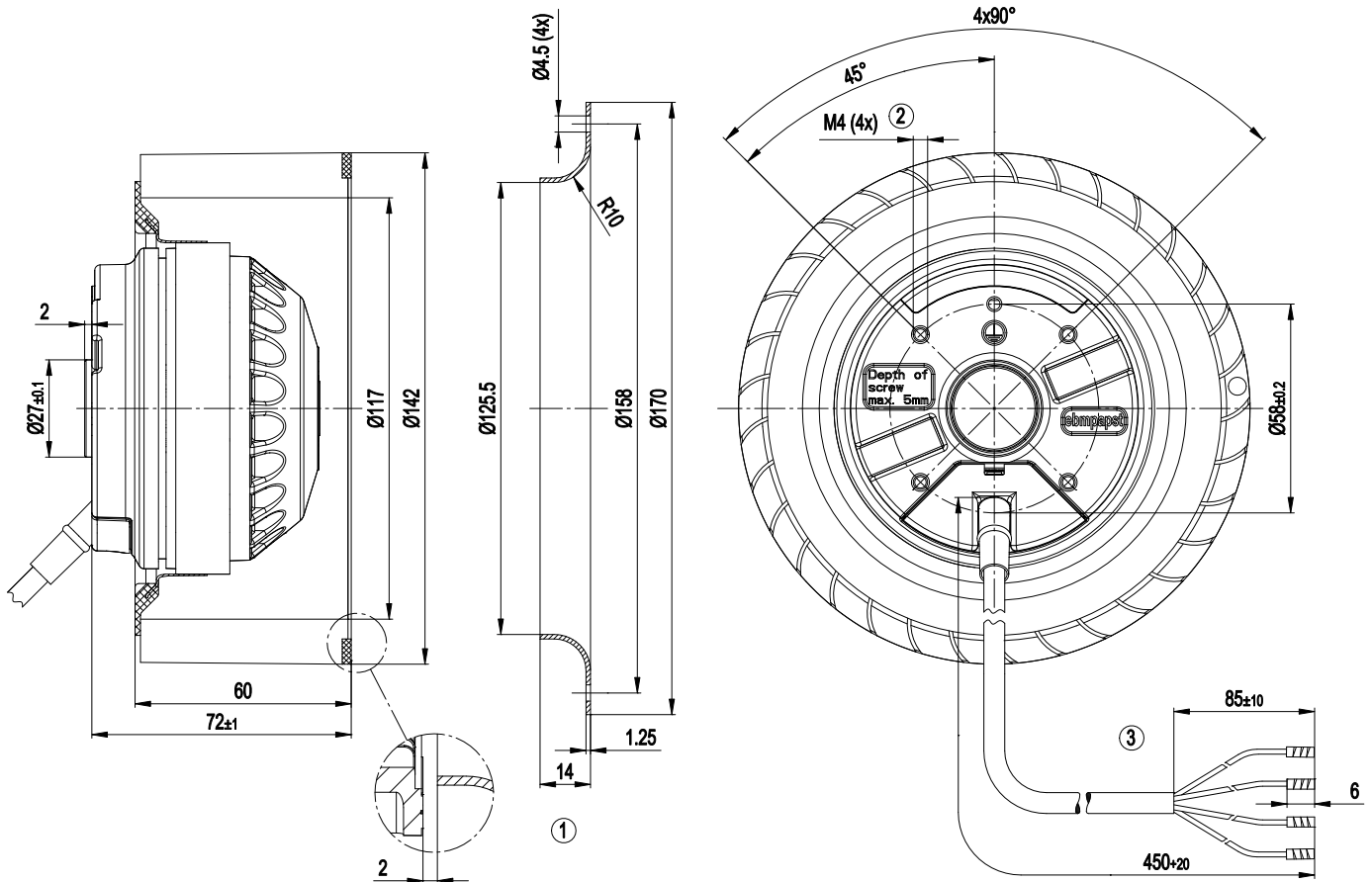
ml = max. load · me = max. efficiency · fa = running at free air · cs = customer specs · cu = customer unit
Subject to alterations



Technical features

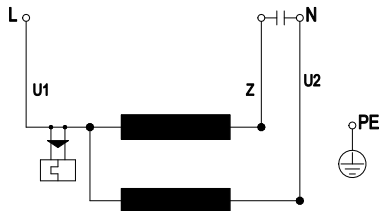
Mass	1.1 kg
Size	140 mm
Material of impeller	PP-TV40 plastic
Direction of rotation	Clockwise, seen on rotor
Type of protection	IP 44; Depending on installation and position
Insulation class	"B"
Humidity class	F0
Max. permissible ambient motor temp. (transp./ storage)	+ 80 °C
Min. permissible ambient motor temp. (transp./storage)	- 40 °C
Mounting position	Any
Condensate discharge holes	None
Operation mode	S1
Motor bearing	Ball bearing
Leakage current	< 0.75 mA
Motor protection	Thermal overload protector (TOP) wired internally
Cable exit	Variable
Protection class	I (if protective earth is connected by customer)
Product conforming to standard	EN 60335-1; CE
Approval	CCC

Product drawing



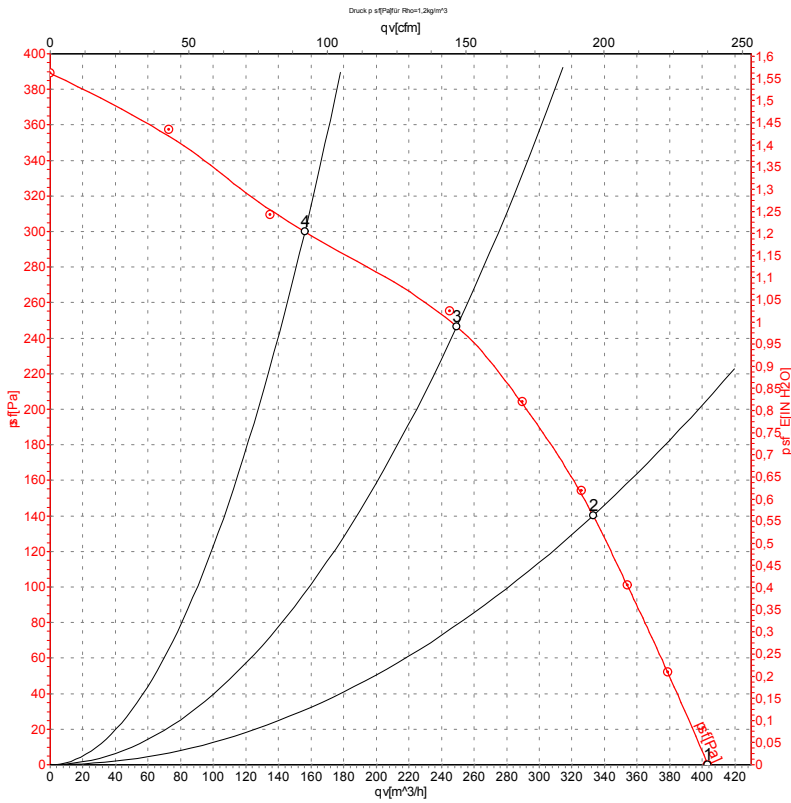
- | | |
|---|---|
| 1 | Accessory part: Inlet nozzle 09576-2-4013, not included in the standard scope of delivery |
| 2 | Depth of screw max. 5 mm |
| 3 | Connection line PVC 4G 0.5mm ² , 4x brass lead tips crimped |

Connection screen



U1	blue	Z	brown	U2	black
PE	green/yellow				

Charts: Air flow 50 Hz



Measurement: LU-4523

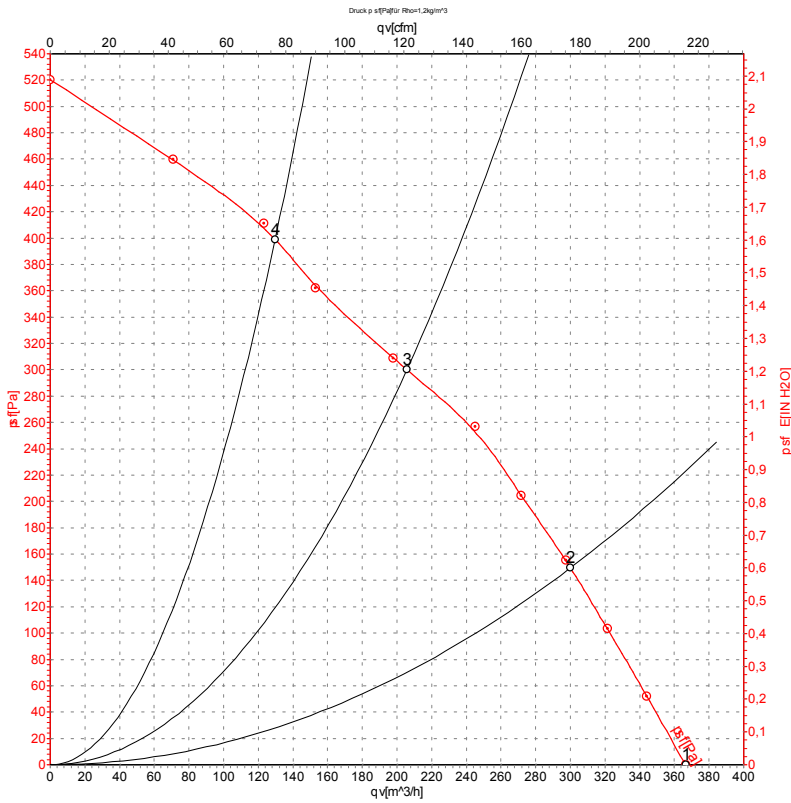
Air performance measured as per ISO 5801 Installation category A. For detailed information on the measuring set-up, please contact ebm-papst. Suction-side noise levels: LwA measured as per ISO 13347 / LpA measured with 1m distance to fan axis. The values given are valid under the measuring conditions mentioned above and may vary according to the actual installation situation. With any deviation from the standard set-up, the specific values have to be checked and reviewed with the unit installed.

Measured values

	U	f	n	P _e	I	qv	P _{sf}
	V	Hz	min ⁻¹	W	A	m ³ /h	Pa
1	230	50	1500	100	0.45	405	0
2	230	50	1880	94	0.41	335	140
3	230	50	2175	86	0.38	250	250
4	230	50	2410	78	0.35	155	300



Charts: Air flow 60 Hz



Measurement: LU-4526

Air performance measured as per ISO 5801 Installation category A. For detailed information on the measuring set-up, please contact ebm-papst. Suction-side noise levels: L_{wA} measured as per ISO 13347 / L_{pA} measured with 1m distance to fan axis. The values given are valid under the measuring conditions mentioned above and may vary according to the actual installation situation. With any deviation from the standard set-up, the specific values have to be checked and reviewed with the unit installed.

Measured values

	U	f	n	P _e	I	q _v	p _{sf}
	V	Hz	min ⁻¹	W	A	m ³ /h	Pa
1	230	60	1400	110	0.48	365	0
2	230	60	1840	108	0.47	300	150
3	230	60	2420	101	0.44	205	300
4	230	60	2755	94	0.41	130	400

