

Infineon XENSIV™ MEMS microphone flex evaluation board

About this document

Scope and purpose

This document provides information on evaluation flex boards for Infineon Technologies analog and digital MEMS microphones

Intended audience

This document is intended for Infineon Technologies MEMS microphone customer

Table of contents

	About this document	1
1	Digital evaluation flex	2
2	Analog evaluation flex	2
3	Flex adapter board	3
4	Ordering information	3
	Disclaimer	4

1 Digital evaluation flex

1 Digital evaluation flex





Table 1 Digital flex pin description

Symbol	Description
V	V _{DD}
D	Data
C	Clock
S	Select
G	Ground

2 Analog evaluation flex





Table 2 Analog flex pin description

Symbol	Description
V	V _{DD}
P	OUT +
N	OUT -
G	Ground

3 Flex adapter board

3 Flex adapter board

The flex adapter board allows simple and easy connection of Infineon MEMS microphone analog and digital flex. The flex adapter is for both analog and digital flexes.





Table 3 Flex adapter pin configuration

Pin number	Analog flex	Digital flex
1	V _{DD}	V _{DD}
2	OUT +	Data
3	OUT -	Clock
4	<i>Not used</i>	Select
GND	Ground	Ground



For Digital microphone, select pin can be either connected to V_{DD} or Ground.

4 Ordering information

Orderable part number	Description
Digital flex kit	
EVALIM69D130FLEXKITTOB01	5 IM69D130 flex mounted on flex board with 1 flex evaluation adapter board
EVALIM69D120FLEXKITTOB01	5 IM69D120 flex mounted on flex board with 1 flex evaluation adapter board
Digital flex	
EVALIM69D130V01FLEXTOB01	IM69D130 mounted on flex board
EVALIM69D120V01FLEXTOB01	IM69D120 mounted on flex board
Analog flex	
EVALIM70A135V01FLEXTOB01	IM70A135 mounted on flex board
Flex adapter board	
EVALIMFLEXADAPTERV1TOB01	Flex evaluation adapter board

Trademarks

All referenced product or service names and trademarks are the property of their respective owners.

Edition 2018-01-19

**Published by
Infineon Technologies AG
81726 Munich, Germany**

**© 2018 Infineon Technologies AG
All Rights Reserved.**

**Do you have a question about any
aspect of this document?
Email: erratum@infineon.com**

**Document reference
IFX-mdd1512666322173**

IMPORTANT NOTICE

The information given in this document shall in no event be regarded as a guarantee of conditions or characteristics ("Beschaffheitsgarantie").

With respect to any examples, hints or any typical values stated herein and/or any information regarding the application of the product, Infineon Technologies hereby disclaims any and all warranties and liabilities of any kind, including without limitation warranties of non-infringement of intellectual property rights of any third party.

In addition, any information given in this document is subject to customer's compliance with its obligations stated in this document and any applicable legal requirements, norms and standards concerning customer's products and any use of the product of Infineon Technologies in customer's applications.

The data contained in this document is exclusively intended for technically trained staff. It is the responsibility of customer's technical departments to evaluate the suitability of the product for the intended application and the completeness of the product information given in this document with respect to such application.

WARNINGS

Due to technical requirements products may contain dangerous substances. For information on the types in question please contact your nearest Infineon Technologies office.

Except as otherwise explicitly approved by Infineon Technologies in a written document signed by authorized representatives of Infineon Technologies, Infineon Technologies' products may not be used in any applications where a failure of the product or any consequences of the use thereof can reasonably be expected to result in personal injury