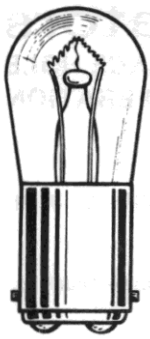


# Large Incandescent Indicators

FOR MOUNTING IN 1" CLEARANCE HOLE  
FOR 24 TO 250V OPERATION




S-6  
DOUBLE CONTACT  
BAYONET BASE

See lamp ratings  
on page K.

These series indicator lights meet or exceed requirements of MIL-L-3661.

For materials and finishes of products in this group, see page 29D.



19-3202-0531-301  
Large Torpedo lens

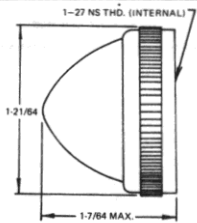
## 19 SERIES

BASE PART NUMBERS

WITH SCREW-ON LENS CAPS


fixed solder	fixed screw
<p>1/16 PANEL (REF.) 2.005 2.020 .025 X 1 3/8 O.D. INTERNAL TOOTH LOCKWASHER. 1/8 X 1 1/8 ACROSS FLATS HEX. NUT. 1-27 NS THD. MOUNTING BUSHING. 3/32 X 1 9/64 O.D. FLANGE PROJECTION BACK OF PANEL 1 29/32 MAX. 3/32 DIA. (2 HOLES)</p>	<p>6-32 THD.</p>
19-3402-05-301	19-3202-05-301
COMPLETE ASSEMBLY PART NUMBERS	
19-3402-0531-301	19-3202-0531-301

CAP PART NUMBERS



LARGE TORPEDO  
19-0531-300 unfrosted

WITH SCREW-ON LENS CAPS



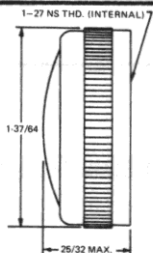
61-3202-0211-301  
Large Convex lens

## 61 SERIES

BASE PART NUMBERS

fixed solder	fixed screw
<p>1/16 PANEL (REF.) 3/32 X 1 9/64 O.D. FLANGE .025 X .005 X 1-3/8 X .020 O.D. INTERNAL TOOTH LOCKWASHER. 1/8 X 1 1/8 ACROSS FLATS HEX. NUT. 1-27 NS THD. MOUNTING BUSHING. PROJECTION BACK OF PANEL 2 1/4 MAX. 3/32 DIA. (2 HOLES)</p>	<p>6-32 THD.</p>
61-3402-02-301	61-3202-02-301
COMPLETE ASSEMBLY PART NUMBERS	
61-3402-0211-301 61-3402-0231-301	61-3202-0211-301 61-3202-0231-301

CAP PART NUMBERS



LARGE CONVEX  
61-0211-300 back frosted  
61-0231-300 unfrosted

Part numbers shown in gray are normally in inventory at your Dialight Distributor.

Order complete with lamp to be assured of receiving the indicator light and correct lamp together for immediate use.