

Customer Information Sheet

DRAWING No.: M20-615XX05

SHEET 2 OF 2

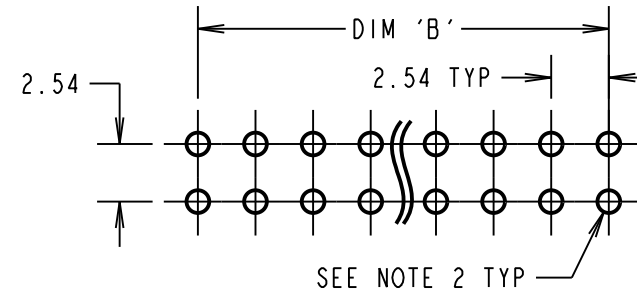
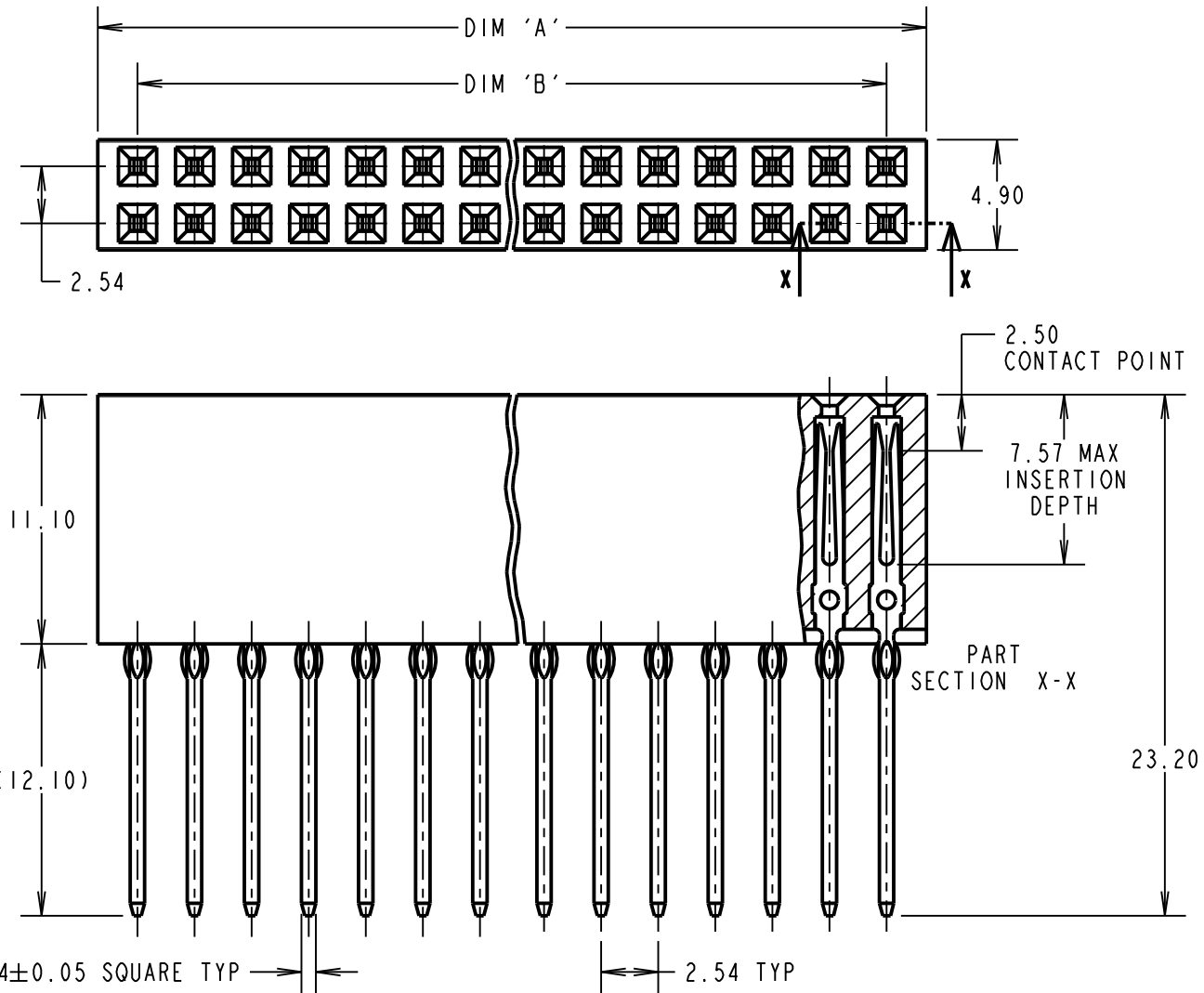
IF IN DOUBT - ASK

©

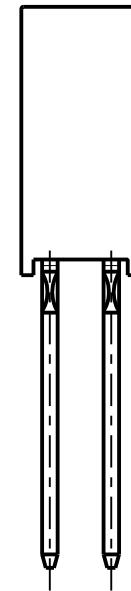
NOT TO SCALE

THIRD ANGLE PROJECTION

ALL DIMENSIONS IN mm



CONNECTOR DETAIL

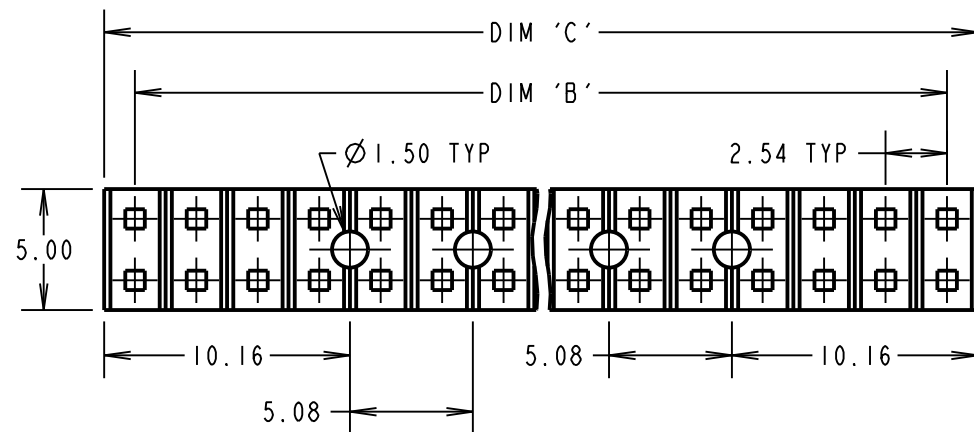


SPECIFICATIONS:

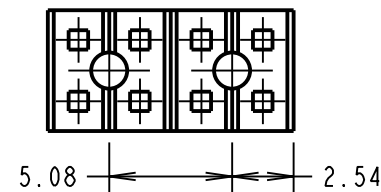
- MATERIAL:**
 MOULDING = PPS UL94V-0 BLACK
 CONTACTS = PHOSPHOR BRONZE
- FINISH:**
 CONTACTS = 0.25µm GOLD OVER NICKEL
- ELECTRICAL:**
 CURRENT RATING = 1A MAX
 CONTACT RESISTANCE = 30mΩ MAX
 INSULATION RESISTANCE = 5,000 MΩ MIN
 DIELECTRIC STRENGTH = 1000V AC FOR ONE MINUTE
- MECHANICAL:**
 DURABILITY = 10 OPERATIONS
 INSERTION FORCE (CONTACT) = 2N/PIN MAX
 WITHDRAWAL FORCE (CONTACT) = 0.25N/PIN MIN
 INSERTION FORCE (BOARD) = 80N/PIN MAX
 WITHDRAWAL FORCE (BOARD) = 20N/PIN MIN
- ENVIRONMENTAL:**
 TEMPERATURE RANGE = -55°C TO +105°C
- PACKING:**
 TUBE FOR CONNECTOR & PLASTIC BAG FOR SPACER
 FOR COMPLETE SPECIFICATION, SEE COMPONENT
 SPECIFICATION C039XX (LATEST ISSUE)

NOTES:

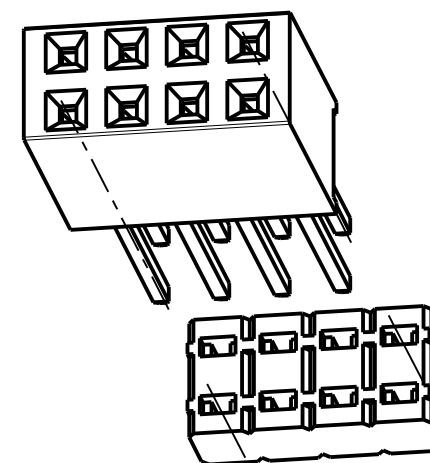
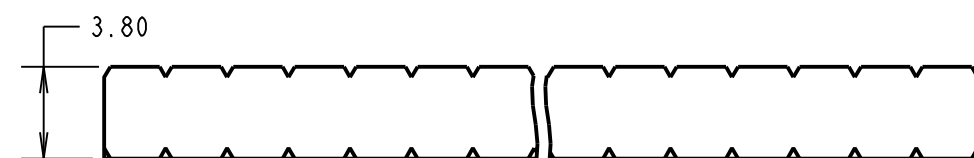
- ALL TOLERANCES ARE ±0.20 UNLESS OTHERWISE STATED.
- RECOMMENDED PCB PLATED-THROUGH HOLE SIZE:
 DRILLED HOLE = $\varnothing 1.15 \pm 0.02$ mm,
 PLATING THICKNESSES = 25-75µm COPPER, 3µm MIN NICKEL/GOLD,
 FINAL PLATED HOLE = $\varnothing 1.09$ -1.00mm.



HOLE DETAIL FOR 04 CONTACT PER ROW SPACER



SPACER DETAIL



CONNECTOR/SPACER COMPONENT (04 SIZE SHOWN)

| PART No. | No. OF CONTACTS PER ROW | DIM 'A' | DIM 'B' | DIM 'C' |
|-------------|-------------------------|---------|---------|---------|
| M20-6150405 | 04 | 11.18 | 7.62 | 10.16 |
| M20-6152005 | 20 | 51.82 | 48.26 | 50.80 |
| M20-6153205 | 32 | 82.30 | 78.74 | 81.28 |

ORDER CODE:

M20-615XX05

No. OF CONTACTS PER ROW:
 04, 20, 32

FINISH:
 05 = GOLD ALL OVER NICKEL

| FM | ISS. | DATE | C/NOTE |
|----------------------|----------|-------|--------|
| 10 | 16.04.18 | 21227 | |
| APPROVED: F. MCGOWAN | | | |
| CHECKED: M. PLESTED | | | |
| DRAWN: W. J. BOURNE | | | |
| CUSTOMER REF.: | | | |
| ASSEMBLY DRG: | | | |

HARWIN

www.harwin.com
 technical@harwin.com

THIS DRAWING AND ANY INFORMATION OR DESCRIPTIVE MATTER SET OUT HEREON ARE CONFIDENTIAL AND COPYRIGHT PROPERTY OF THE HARWIN GROUP AND MUST NOT BE DISCLOSED, LOANED, COPIED OR USED FOR MANUFACTURING, TENDERING OR FOR ANY OTHER PURPOSE WITHOUT THEIR WRITTEN PERMISSION.

TOLERANCES
~~X = ±1mm~~
~~X.X = ±0.50mm~~
~~X.XX = ±0.10mm~~
~~X.XXX = ±0.01mm~~
 ANGLES = ±5°
 UNLESS STATED

MATERIAL:
 SEE ABOVE

FINISH: SEE ABOVE
S/AREA: mm²

TITLE:
 PC104 PRESS-FIT CONNECTOR & SPACER (STACKTHROUGH)

DRAWING NUMBER:
M20-615XX05

SHT
 2 OF 2