

GV7RE80

TeSys GV7 Manual Starter and Protector, thermal magnetic circuit protector, rocker lever, 3 P, AC-3, 48...80 A



Main

| | |
|---|---|
| Range | TeSys |
| Product name | TeSys GV7 |
| Device short name | GV7R |
| Product or component type | Circuit breaker |
| Device application | Motor |
| Poles description | 3P |
| Network type | AC |
| Utilisation category | AC-3 conforming to IEC 60947-4-1 |
| Network frequency | 50/60 Hz conforming to IEC 60947-4-1 |
| Breaking capacity | 8 kA Icu at 660/690 V AC 50/60 Hz conforming to IEC 60947-2 25 kA Icu at 500 V AC 50/60 Hz conforming to IEC 60947-2 35 kA Icu at 440 V AC 50/60 Hz conforming to IEC 60947-2 36 kA Icu at 380/415 V AC 50/60 Hz conforming to IEC 60947-2 85 kA Icu at 220/240 V AC 50/60 Hz conforming to IEC 60947-2 |
| [Ics] rated service short-circuit breaking capacity | 100 % at 440 V AC 50/60 Hz conforming to IEC 60947-2 50 % at 500 V AC 50/60 Hz conforming to IEC 60947-2 100 % at 220/240 V AC 50/60 Hz conforming to IEC 60947-2 100 % at 380/415 V AC 50/60 Hz conforming to IEC 60947-2 50 % at 660/690 V AC 50/60 Hz conforming to IEC 60947-2 |
| Trip unit rating | 48...80 A |
| Trip unit technology | Thermal-magnetic |

Complementary

| | |
|--|--|
| Mounting mode | By clips By screws |
| Mounting support | Flush Panel mounting Rail Kit for fixing the switchgear |
| Mounting position | Vertical |
| Motor power kW | 37 kW at 400...415 V AC 50/60 Hz 45 kW at 500 V AC 50/60 Hz 55 kW at 500 V AC 50/60 Hz 55 kW at 660...690 V AC 50/60 Hz |
| Control type | Rocker lever |
| System Voltage | 690 V AC 50/60 Hz conforming to IEC 60947-2 |
| [U _i] rated insulation voltage | 750 V AC 50/60 Hz conforming to IEC 60947-2 |
| [I _{th}] conventional free air thermal current | 80 A conforming to IEC 60947-4-1 |
| [U _{imp}] rated impulse withstand voltage | 8 kV conforming to IEC 60947-2 |
| Power dissipation | 5 W |
| Power dissipation per pole | 5 W |
| Mechanical durability | 50000 cycles |

The information provided in this documentation contains general descriptions and/or technical characteristics of the performance of the products contained herein. This documentation is not intended as a substitute for and is not to be used for determining suitability or reliability of these products for specific user applications. It is the duty of any such user or integrator to perform the appropriate and complete risk analysis, evaluation and testing of the products with respect to the relevant specific application or use thereof. Neither Schneider Electric Industries SAS nor any of its affiliates or subsidiaries shall be responsible or liable for misuse of the information contained herein.

| | |
|---------------------------|---|
| Electrical durability | 30000 cycles AC-3 at 440 V In 50000 cycles AC-3 at 440 V In/2 |
| Operating rate | 25 cyc/h |
| Rated duty | Continuous conforming to IEC 60947-4-1 |
| Connection pitch | 1.38 in (35 mm) without spreaders 1.77 in (45 mm) with spreaders |
| Connections - terminals | Screw Bars Cable with lug - external diameter : 10 mm Bare cable connectors 1.5...95 mm ² |
| Tightening torque | 10 N.m - on screw - screw M6 15 N.m - on bare cable connectors- cable 1.5...95 mm ² |
| Mechanical robustness | Vibrations 2.5 Gn, 0...25 Hz conforming to IEC 60068-2-6 Shocks 15 Gn for 11 ms conforming to IEC 60068-2-27 |
| Suitability for isolation | Yes conforming to IEC 60947-1 |
| Phase failure sensitivity | Yes conforming to IEC 60947-4-1 § 7-2-1-5-2 |
| Height | 4.92 in (125 mm) |
| Width | 4.13 in (105 mm) |
| Depth | 4.37 in (111 mm) |
| Product weight | 4.5 lb(US) (2.04 kg) |

Environment

| | |
|---------------------------------------|---|
| standards | EN/IEC 60947-1 EN/IEC 60947-2 EN/IEC 60947-4-1 NF C 63-120 NF C 63-650 NF C 79-130 VDE 0113 VDE 0660 |
| product certifications | DNV UL |
| protective treatment | TC |
| IP degree of protection | IP405 with terminal shrouds conforming to IEC 60529 |
| pollution degree | 3 |
| ambient air temperature for operation | -13...158 °F (-25...70 °C) |
| ambient air temperature for storage | -67...203 °F (-55...95 °C) |
| fire resistance | 1760 °F (960 °C) conforming to IEC 60695-2-1 |
| operating altitude | 6561.68 ft (2000 m) |

Offer Sustainability

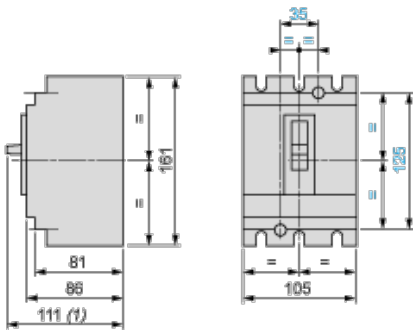
| | |
|--|--|
| Green Premium product | Green Premium product |
| Compliant - since 1815 - Schneider Electric declaration of conformity | Compliant - since 1815 - Schneider Electric declaration of conformity |
| Reference not containing SVHC above the threshold | Reference not containing SVHC above the threshold |
| Available | Available |
| WARNING: This product can expose you to chemicals including: | WARNING: This product can expose you to chemicals including: |
| Antimony oxide & Antimony trioxide, which is known to the State of California to cause cancer. | Antimony oxide & Antimony trioxide, which is known to the State of California to cause cancer. |
| For more information go to www.p65warnings.ca.gov | For more information go to www.p65warnings.ca.gov |

Contractual warranty

| | |
|-----------------|-----------|
| Warranty period | 18 months |
|-----------------|-----------|

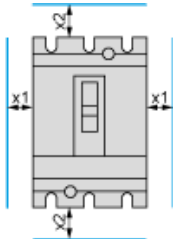
GV7R

Dimensions



(1) 126 for GV7R_220.

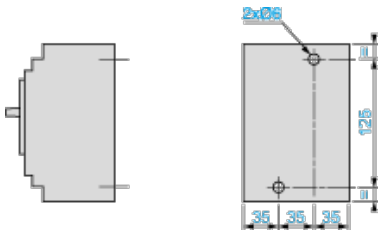
Minimum Electrical Clearance



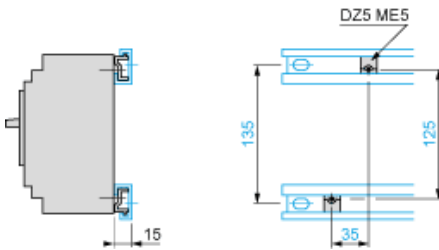
| | x1 | x2 |
|---|-------------------------------------|----|
| Painted or insulated metal plate, insulation or insulated bar | 0 | 30 |
| Bare metal plate | $U \leq 440 \text{ V}$ | 5 |
| | $440 \text{ V} < U < 600 \text{ V}$ | 10 |
| | $U \geq 600 \text{ V}$ | 20 |

GV7R

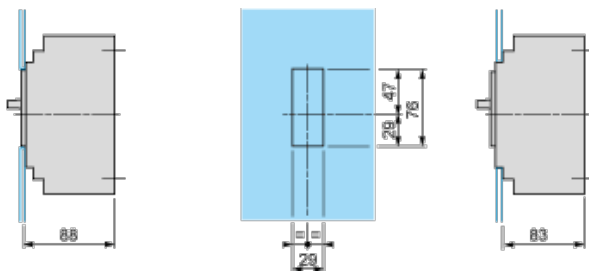
Panel Mounting



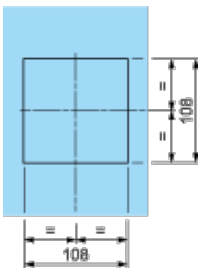
Mounting on 2 Mounting Rails DZ5 MB201



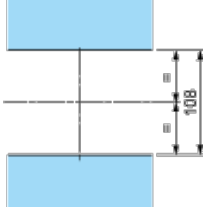
Flush-Mounting



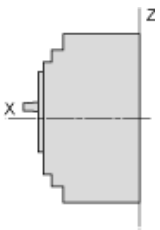
1 circuit breaker GV7R



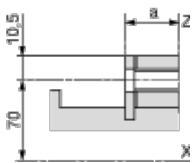
n circuit breakers GV7R side by side



Connection

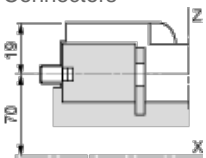


Smooth terminals



| | a |
|------------------------------|------|
| GV7R _{40...R} , 150 | 19.5 |
| GV7R ₂₂₀ | 21.5 |

Connectors



Motor Circuit Breakers

GV7 R

