

“Stay Connected” with



Bushings, Grommets, HEYcaps & Plugs

a PennEngineering® Company



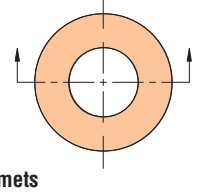
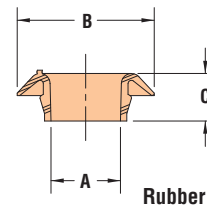
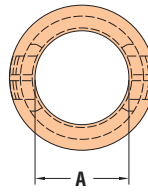
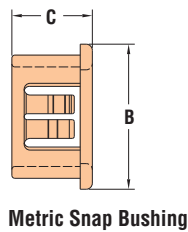
- Same design as Heyco Snap Bushings but **designed for metric sized mounting holes.**
- Convert raw-edged holes to smooth, neat insulated holes.
- Locking fingers snap into holes with fingertip pressure.
- Withstand a push back force of 35 pounds.
- Lock firmly into panel up to 2,5 mm (.098”) thick.
- Multiple sizes for use in 16,0 mm (.630”) to 32,0 mm (1.260”) diameter holes. For other metric sizes, consult Heyco.
- For our complete range of Snap Bushings, see pages 6-3 thru 6-8.

Heyco® Metric Snap Bushings

Multiple Locking Steps for Panel Thickness up to 2,5 mm (.098”)
 Mounting Hole Diameter Range: 16,0 mm (.630”) to 34,2 mm (1.347”)

MOUNTING HOLE DIAMETER		PART NO. Black	DESCRIPTION	PART DIMENSIONS				C Overall Height	
mm.	in.			A Inside Diameter		B Head Diameter		mm.	in.
13,0	.512	2150	MSB 13-10	10,0	.39	13,7	.54	10,3	.41
16,0	.630	2142	MSB 16-12	12,0	.47	18,5	.73		
20,0	.787	2144	MSB 20-16	16,0	.63	22,6	.89		
22,0	.866	2168	MSB 22-18	18,2	.71	24,1	.95	11,5	.45
25,0	.984	2146	MSB 25-19	19,0	.75	27,8	1.09		
28,0	1.102	2188	MSB 28-24	24,0	.95	31,3	1.24		
32,0	1.260	2148	MSB 32-26	26,0	1.02	34,9	1.38		
34,2	1.347	2190	MSB 34-26	26,2	1.03	36,8	1.45		

Standard color black. Consult Heyco for white and other colors.



- **Convert raw-edged holes to smooth, neat, insulated holes.**
- Retaining bead snaps securely into place.
- Insulate and mechanically protect cable, tubing, hose, rope, rods, and shafts.
- UL approved for applications up to 122° F (50°C).
- Six diameters fit panel thickness from .03” (0,8 mm) to .08” (2,0 mm).
- For Heyco UL Recognized Thermoplastic Rubber Grommets, see page 6-5.

Heyco® UL Listed Thermoplastic Rubber Grommets

For Panel Thickness from .03” (0,8 mm) to .08” (2,0 mm)
 Mounting Hole Diameter Range: .500” (12,7 mm) to 1.250” (31,8 mm)

MOUNTING HOLE DIAMETER		PART NO. Black	DESCRIPTION	PART DIMENSIONS				C Overall Height	
in.	mm.			A Inside Diameter		B Head Diameter		in.	mm.
.500	12,7	G1505	TG 500	.41	10,4	.81	20,6	.28	7,1
.625	15,9	G1506	TG 625	.52	13,2	.93	23,6	.31	7,9
.750	19,1	G1507	TG 750	.65	16,5	1.06	26,9	.35	8,9
.875	22,2	G1508	TG 875	.77	19,6	1.19	30,2		
1.000	25,4	G1509	TG 1000	.89	22,6	1.32	33,5		
1.250	31,8	G1510	TG 1250	1.12	28,4	1.60	40,6		

Molded from Thermoplastic Rubber.

Material	MSB	6/6 Nylon
Certifications		<ul style="list-style-type: none"> Recognized under the Component Program of Underwriters' Laboratories File E15331 Certified by the Canadian Standards Association File 8919
Flammability Rating		94V-2
Temperature Range		-4°F (-18°C) to 221°F (105°C)
Material	TG	Flex Temp (Thermoplastic Rubber)
Certifications		<ul style="list-style-type: none"> Listed under Underwriters' Laboratories File E103541
Temperature Range		32°F (0°C) to 122°F (50°C)

Quick Specs