THIS COPY IS PROVIDED ON A RESTRICTED BASIS AND IS NOT TO BE USED IN ANY WAY DETRIMENTAL TO THE INTERESTS OF PANDUIT CORP.

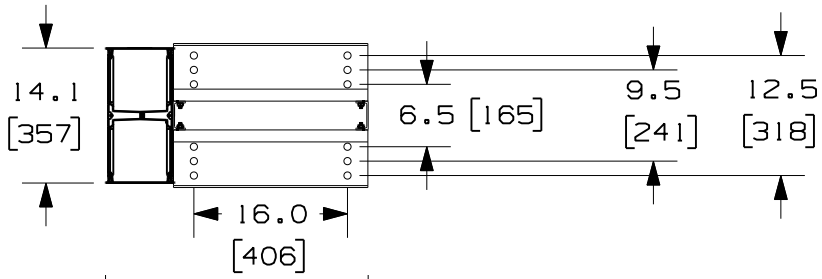

PANDUIT P/N	WEIGHT
RWMPVHC45E	51.0 LBS/EACH 23.2 Kg/EACH

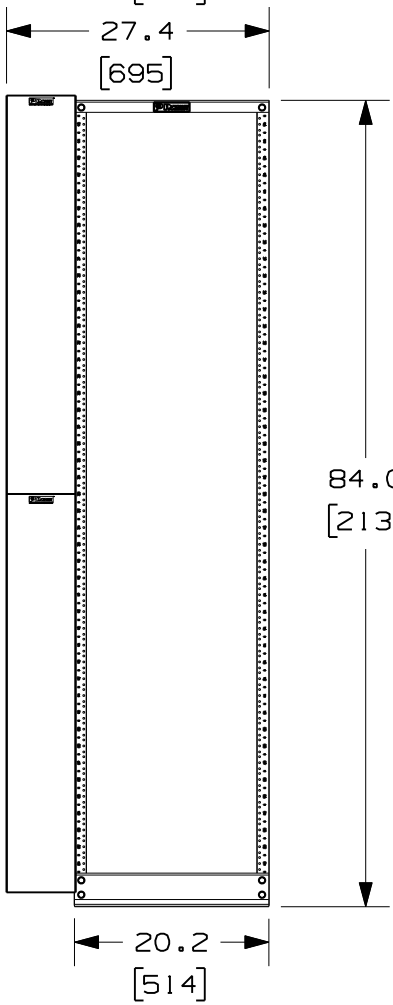



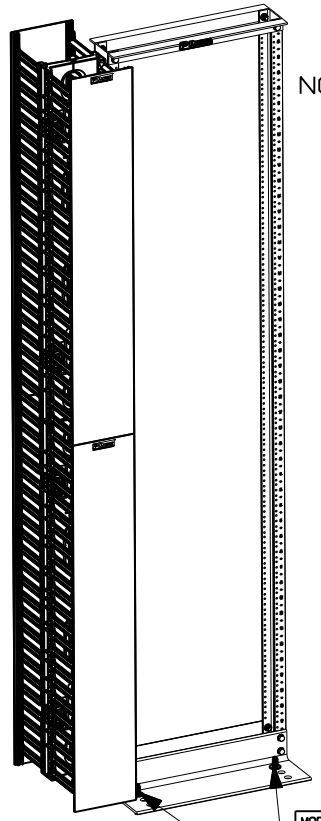

CONCRETE STUD ANCHORS SHOWN IN PANDUIT RECOMMENDED PLACEMENT FOR INSTALLATION

NOTES:

1. VISIT OUR ON-LINE CATALOG AT WWW.PANDUIT.COM FOR A CURRENT LIST OF PRODUCTS APPLICABLE FOR USE WITH THIS PART.
2. COMPONENTS:
   - 1- STANDARD 19" RACK
   - 1- 45 RU HIGH CAPACITY DUAL SIDED VERTICAL MANAGER
   - 1- BAG OF (4) CONCRETE STUD ANCHORS
3. DIMENSIONS IN PARENTHESIS ARE METRIC.
4. CONCRETE STUD ANCHORS MAY BE INSTALLED IN ANY ROW, FRONT AND REAR.
5. REFERENCE R2P AND WMPVHC45E CUSTOMER DRAWINGS (LOCATED AT WWW.PANDUIT.COM) FOR ADDITIONAL INFORMATION REGARDING THIS CONTRACTOR PACK.

MODEL FILENAME: 09V064AK/00.PRT

CAD FILENAME/LAYERS: 09V064AK_DC/00A.PRT

PANDUIT CORP. TINLEY PARK, ILLINOIS

CONTRACTOR PACK WITH STANDARD RACK AND 45RU HIGH CAPACITY DUAL SIDED VERTICAL MANAGER (RWPMVHC45E) CUSTOMER DRAWING

UNLESS OTHERWISE SPECIFIED, DIMENSIONAL TOLERANCES ARE:

UNLESS OTHERWISE SPECIFIED, ALL DIMENSIONS ARE GIVEN IN INCHES, THIRD ANGLE PROJECTION.

REV	DATE	BY	CHK	DESCRIPTION	ECN - R	CUST	SUP	OTH
00A	10-28-10	BAME	NAGL	DRAWING RELEASED	09V064AK-DC			

DRAWN BY: BAME

DATE: 10-28-10

CHK'D: NAGL

MAT'L: VERTICAL MGR-ABS COVERS-PVC RACK-ALUMINUM

SCALE: NONE

DRAWING NO.: 09V064AK-DC

DWG SIZE: A