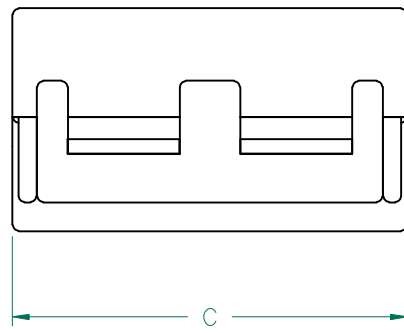
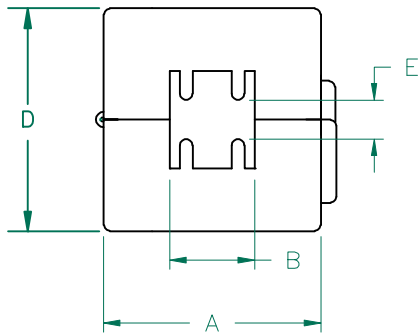


CORE DIMENSIONS:

A	18.66 [.735]	±	0.38 [.015]
B	10.16 [.400]	±	0.20 [.008]
C	29.47 [1.160]	±	0.40 [.016]
D	9.40 [.370]	±	0.19 [.007]

UNCONTROLLED DOCUMENT



CASE DIMENSIONS:

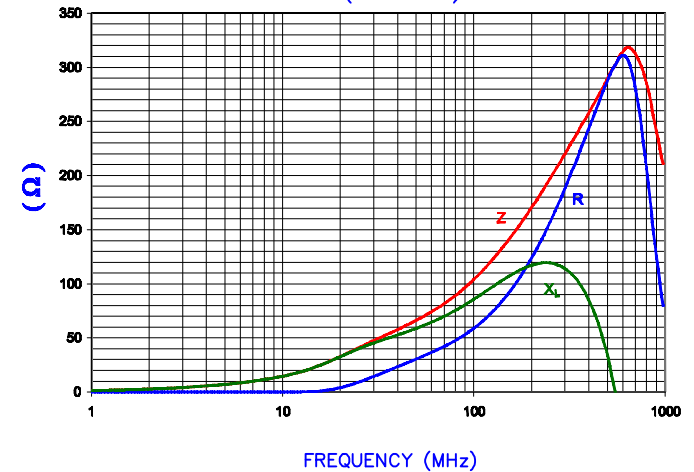
A	22.28 [.877]	±	Ref.
B	10.00 [.394]	±	Ref.
C	32.77 [1.290]	±	Ref.
D	21.84 [.860]	±	Ref.
E	4.30 [.170]	±	Ref.

***NET IMPEDANCE (Z)**

Frequency	300 MHz	500 MHz	1 GHz
Nominal (REF)	220 Ω	290 Ω	210 Ω
Minimum	- Ω	232 Ω	- Ω

* NET IMPEDANCE IS IMPEDANCE OF THE FERRITE CORE ONLY. ALL IMPEDANCE CONTRIBUTION FROM TEST WIRE AND FIXTURES HAS BEEN REMOVED.

NET Z,R AND X vs. FREQUENCY (REF. ONLY)



AGILENT E4991A Impedance/Material Analyzer
HP 16092A-Test Fixture REF2984

NOTES:

1. PLASTIC CASE MATERIAL: POLYPROPYLENE OR NYLON UL94 V-2 OR BETTER FOR FLAMMABILITY.
2. ASSEMBLED PART #: HFA187102-0A2
3. CASE COLOR: BLACK - "0A2"

DIMENSIONS ARE IN mm[INCHES].

This print is the property of Laird Tech. and is loaned in confidence subject to return upon request and with the understanding that no copies shall be made without the written consent of Laird Tech. All rights to design or invention are reserved.



REV	DESCRIPTION	DATE	INT	CAD #	HFA187102-0A2-G	TOOL #		MATERIAL:	NiZn Ferrite	
D	CHANGE CORE DIM "C" TOLERANCE TO 0.51 [.020] & CASE TOLERANCES TO	10/27/06	TMB	DATE:	09/03/04	SCALE:	NTS			
E	UPDATE NOTES AND COMPANY LOGO	01/22/08	TMB	PROJECT/PART NUMBER:	HFA187102-0A2		REV	G	PART TYPE:	FERRITE SNAP-ON
F	UPDATED LOGO	07/06/12	Jcai	DRAWN BY:	JRK					
G	UPDATED LOGO	03/13/13	QIU							