

THIS DRAWING IS UNPUBLISHED. RELEASED FOR PUBLICATION
 © COPYRIGHT - By - ALL RIGHTS RESERVED.

REVISIONS					
P	LTR	DESCRIPTION	DATE	DWN	APVD
C4		REVISED PER ECO-15-015778	05NOV2015	NK	RH
C5		REVISED PER ECO-16-018654	15MAY2017	RK	PO
C6		REVISED PER ECO-17-007191	26MAY2017	RK	PO

SPECIFICATIONS:

MATERIALS:
 BASE: PPS UL94V-0
 COVER: PPS UL94V-0
 ACTUATOR: LCP UL94V-0
 MOVING CONTACT: COPPER ALLOY, GOLD OVER NICKEL PLATE
 FIXED CONTACT/TERMINAL: COPPER ALLOY, GOLD OVER NICKEL PLATE

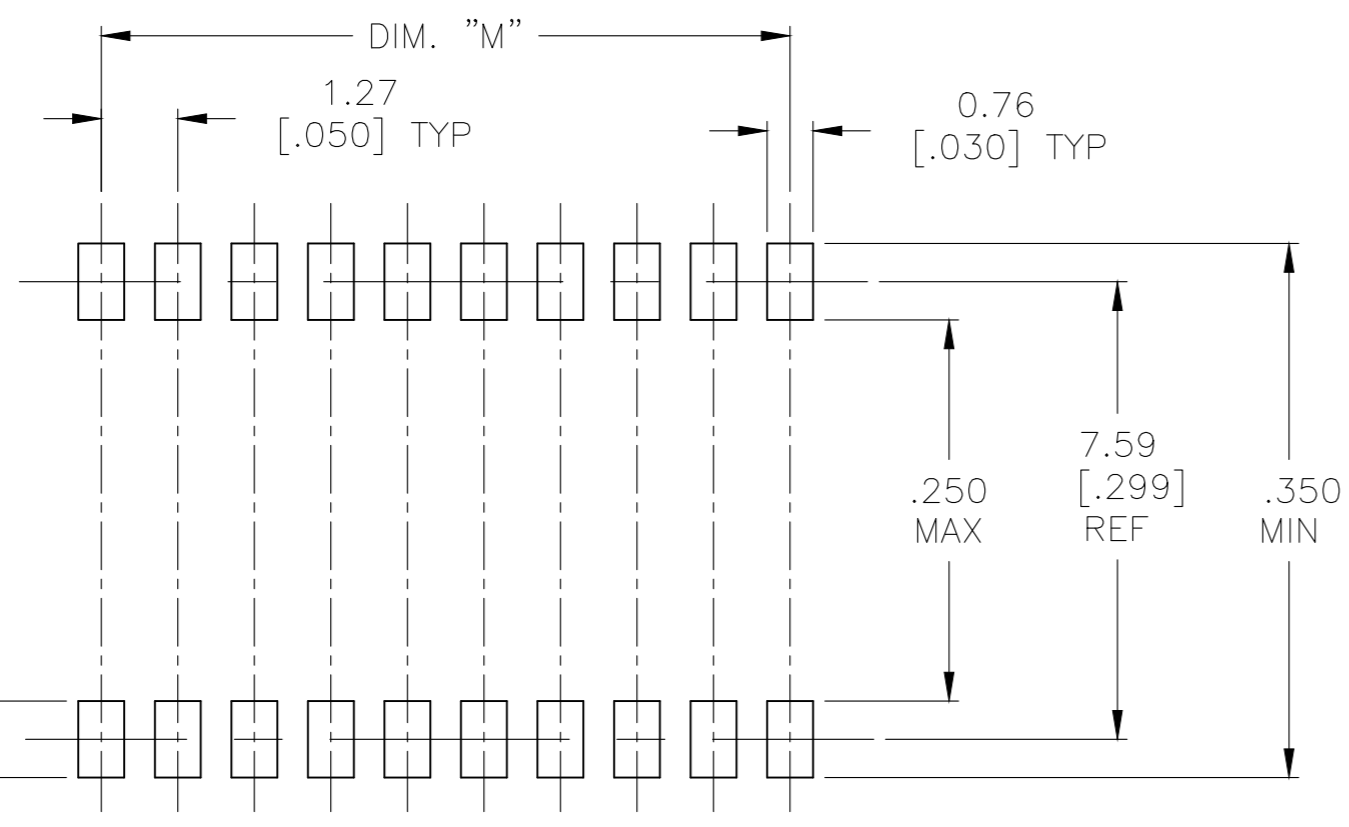
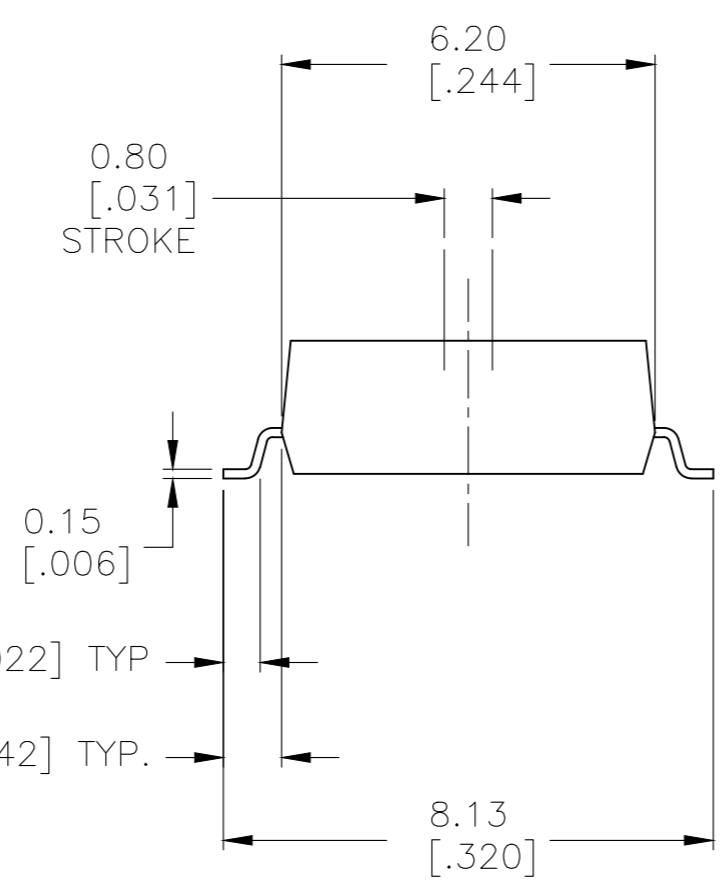
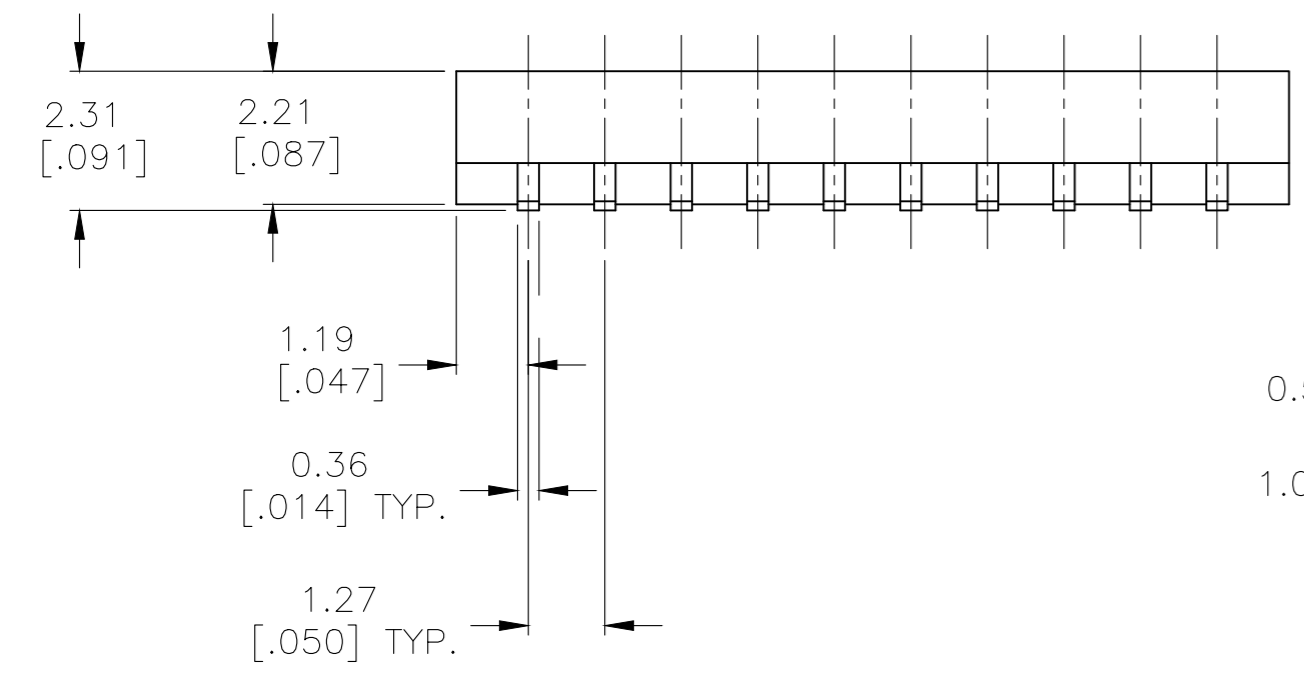
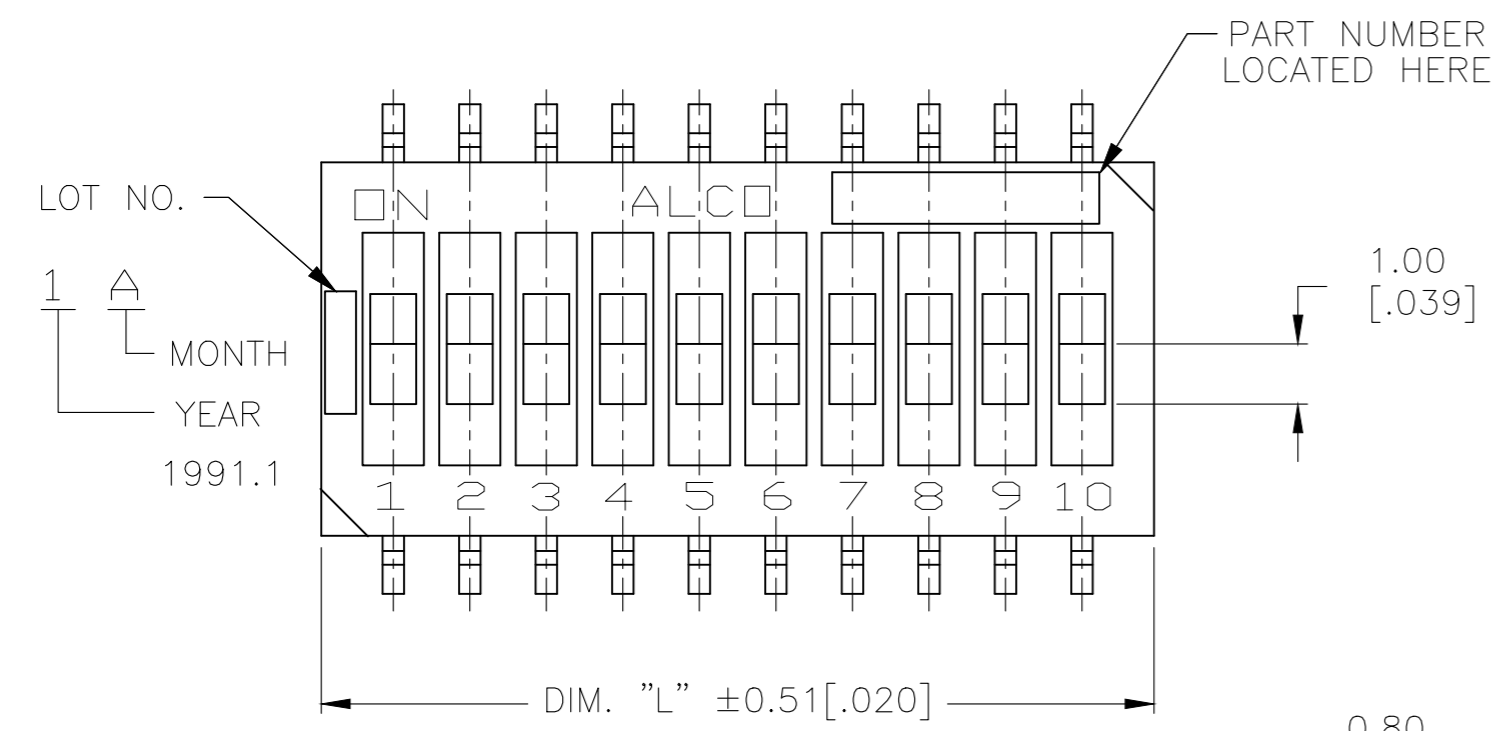
ELECTRICAL:
 CONTACT RATING: NON-SWITCHING 100mA @ 50 VDC
 SWITCHING: 25mA @ 24 VDC.
 INITIAL CONTACT RESISTANCE: 100mΩ MAX. @ 2 VDC, 10 mA.
 INSULATION RESISTANCE: 100 MEGOHMS MIN. @ 100 VDC.
 DIELECTRIC STRENGTH: 300 VAC. 1 MINUTE.
 LIFE: 1,000 CYCLES.

MECHANICAL:
 OPERATING FORCE: 600G MAX.

ENVIRONMENTAL:
 OPERATING TEMPERATURE: -22°F TO +185°F (-30°C TO +85°C).
 STORAGE TEMPERATURE: -49°F TO +212°F (-45°C TO +100°C).
 SOLDER HEAT RESISTANCE PER 109-201, CONDITION B
 SOLDERABILITY PER JIS C 0050 & JIS C 0053

- 1 PARTS WITH 'ON' SUFFIX SUPPLIED IN THE ON POSITION.
- 2 SUPPLIED WITH TAPE SEAL STANDARD.
- 3 FOR TAPE AND REEL PACKAGING- PART NO. GDHXXSTR SEE MODEL NUMBER CHART BELOW.
- 4 FOR NO SEAL OPTION = NS.
- 5 ALL MATERIALS AND FINISHES SHALL COMPLY WITH EU DIRECTIVE 2002/95/EC OF 27 JAN 2003 (ROHS)
- 6 OBSOLETE PARTS: OBSOLETE CIS STREAMLINING PER D.RENAUD/D.SINISI

1	6.35[.250]	8.74[.344]	6	TAPE	GDH06STRON04	1-1571983-7	
	11.43[.450]	13.82[.544]	10	NONE	GDH010STRNS04	1-1571983-6	
1	1.27[.050]	3.66[.144]	2	TAPE	GDH02STRON04	1-1571983-5	
	11.43[.450]	13.82[.544]	10	TAPE	GDH010STR04	1-1571983-4	
	11.43[.450]	13.82[.544]	10	TAPE	GDH010S04	1-1571983-3	
4	OBSOLETE	8.89[.350]	11.28[.444]	8	NONE	GDH08STRNS04	1-1571983-2
	8.89[.350]	11.28[.444]	8	TAPE	GDH08STR04	1-1571983-1	
	8.89[.350]	11.28[.444]	8	TAPE	GDH08S04	1-1571983-0	
	6.35[.250]	8.74[.344]	6	TAPE	GDH06STR04	1571983-9	
	6.35[.250]	8.74[.344]	6	TAPE	GDH06S04	1571983-8	
1	3.81[.150]	6.20[.244]	4	TAPE	GDH04STRON04	1571983-7	
4	OBSOLETE	3.81[.150]	6.20[.244]	4	NONE	GDH04STRNS04	1571983-6
	3.81[.150]	6.20[.244]	4	TAPE	GDH04STR04	1571983-5	
	3.81[.150]	6.20[.244]	4	TAPE	GDH04S04	1571983-4	
	1.27[.050]	3.66[.144]	2	TAPE	GDH02STR04	1571983-3	
1	1.27[.050]	3.66[.144]	2	TAPE	GDH02SON04	1571983-2	
	1.27[.050]	3.66[.144]	2	TAPE	GDH02S04	1571983-1	
	M	L	POLE	SEAL	OLD T&B P/N	PART NUMBER	



1.27 [.050] REF TYP
P.C.B. PAD LAYOUT
 PCB LAYOUT TOLERANCES ±.002
 ON ALL DIMENSIONS

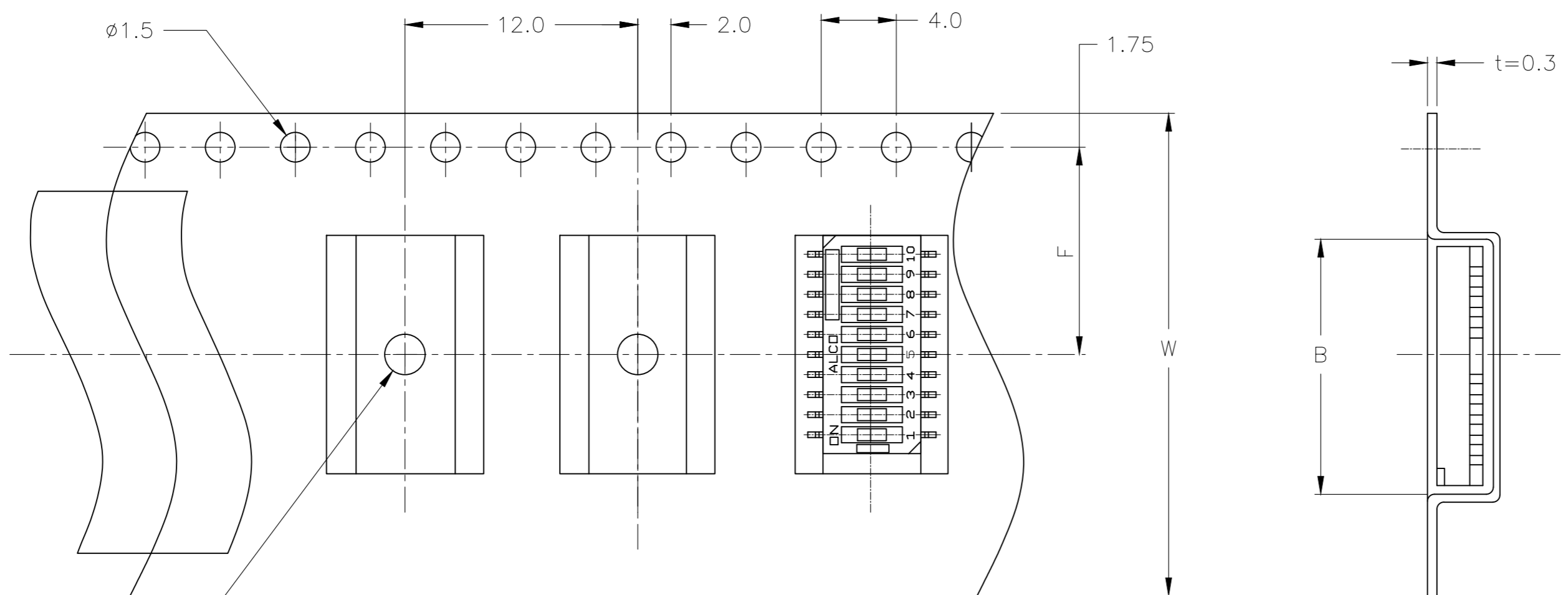
THIS DRAWING IS A CONTROLLED DOCUMENT.

DIMENSIONS: mm [INCHES]	TOLERANCES UNLESS OTHERWISE SPECIFIED: 0 PLC ± - 1 PLC ± - 2 PLC ± 0.25 [.010] 3 PLC ± - 4 PLC ± - ANGLES ± 1°	FINISH -	DWN R BROWN 15MAR05 CHK M SARVER 15MAR05 APVD M SARVER 15MAR05	NAME DIP SWITCH GDH SERIES	SIZE A2 CAGE CODE 00779 DRAWING NO. C-1571983	RESTRICTED TO -
MATERIAL -			WEIGHT -	SCALE 8:1	SHEET 1 OF 2	REV C6

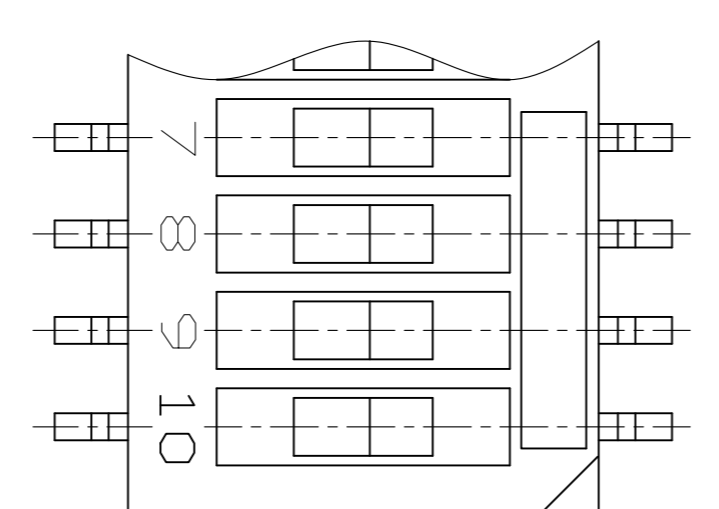
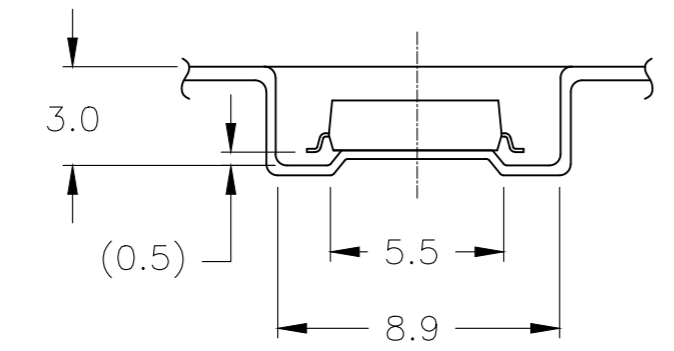
CUSTOMER DRAWING

THIS DRAWING IS UNPUBLISHED. RELEASED FOR PUBLICATION
 © COPYRIGHT - By - ALL RIGHTS RESERVED.

REVISIONS					
P	LTR	DESCRIPTION	DATE	DWN	APVD
-	-	SEE SHEET 1	-	-	-



Ø1.5
 12.0
 2.0
 4.0
 17.5
 F
 W
 t=0.3
 B
 DIRECTION OF FEED



NO.OF POS.	DIMENSION		
	W	F	B
2P	16.0	7.5	4.45
4P			7.0
6P			9.55
8P	24.0	11.5	12.1
10P			14.6

THIS DRAWING IS A CONTROLLED DOCUMENT.

DWN	R BROWN	15MAR05
CHK	M SARVER	15MAR05
APVD	M SARVER	15MAR05

TE Connectivity

NAME: DIP SWITCH GDH SERIES

SIZE	A2	CAGE CODE	00779	DRAWING NO	C=1571983	RESTRICTED TO	-
SCALE	8:1	SHEET	2 OF 2	REV	C6		

CUSTOMER DRAWING

1571983