
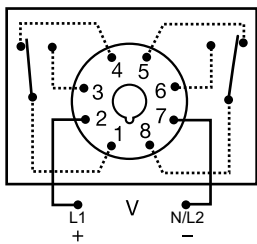


TDI / TDIH / TDIL SERIES



8-PIN

Wiring Diagram



Relay contacts are isolated.

Description

The TDI Series is an interval timer that combines accurate digital circuitry with isolated, 10A rated, DPDT relay contacts in an 8-pin plug-in package. The TDI Series features DIP switch selectable time delays ranging from 0.1 to 10,230 seconds in three ranges. The TDI Series is the product of choice for custom control panel and OEM designers.

Operation (Interval)

Upon application of input voltage, the time delay begins. The output relay is energized during the time delay. At the end of the time delay, the output de-energizes and remains de-energized until input voltage is removed.

Reset: Removing input voltage resets the time delay and the output.

Features & Benefits

FEATURES	BENEFITS
Digital circuitry	Repeat Accuracy +/- 0.1%, Setting accuracy +/- 2%
Isolated, 10A, DPDT output contacts	Allows control of loads for AC or DC voltages
DIP switch adjustment	Provides first time setting accuracy
Industry standard octal plug connection	Eliminates need for special connectors
LED indication	Provides visual indication of timing and output status

Accessories



BZ1 Front Panel Mount Kit

Provides an easy method of through-the-panel mounting of 8- or 11-pin plug-in timers, flashers, and other controls.



NDS-8 Octal 8-pin Socket

8-pin 35mm DIN rail or surface mount. Surface mounted with two #6 (M 3.5 x 0.6) screws or snaps onto a 35 mm DIN rail. Uses PSC8 hold-down clips.



PSC8 Hold-down Clips

Securely mounts plug-in controls in any position. Provides protection against vibration. Use with NDS-8 Octal Socket. Sold in pairs.



C103PM (AL) DIN Rail

35 mm aluminum DIN rail available in a 36 in. (91.4 cm) length.

Ordering Information

MODEL	INPUT VOLTAGE	TIME DELAY	LED
TDI120AL	120VAC	1 - 1023s in 1s increments	Yes
TDI12D	12VDC	1 - 1023s in 1s increments	No
TDIH24AL	24VAC	10 - 10,230s in 10s increments	Yes
TDIL120AL	120VAC	0.1 - 102.3s in 0.1s increments	Yes
TDIL24DL	24VDC	0.1 - 102.3s in 0.1s increments	Yes

If you don't find the part you need, call us for a custom product 800-843-8848

TDI / TDIH / TDIL SERIES

Specifications

Time Delay

Type	Digital integrated circuitry
Range**	0.1 - 102.3s in 0.1s increments 1 - 1023s in 1s increments 10 - 10,230s in 10s increments
Repeat Accuracy	±0.1% or 20ms, whichever is greater
Setting Accuracy	±2% or 50ms, whichever is greater
Reset Time	≤ 50ms
Recycle Time	≤ 150ms
Time Delay vs Temp. & Voltage	±2%
Indicator	LED glows during timing; relay is energized

Input

Voltage	12, 24, or 110VDC; 24, 120, or 230VAC
Tolerance	
12VDC & 24VDC/AC	-15% - +20%
110 to 230VAC/DC	-20% - +10%
AC Line Frequency	50/60 Hz
Power Consumption	≤ 3.25W

Output

Type	Electromechanical relay
Form	DPDT
Rating	10A resistive @ 120/240VAC & 28VDC; 1/3 hp @ 120/240VAC
Life	Mechanical - 1 x 10 ⁷ ; Electrical - 1 x 10 ⁶

Protection

Polarity	DC units are reverse polarity protected
Isolation Voltage	≥ 1500V RMS input to output

Mechanical

Mounting	Plug-in socket
Dimensions	H 81.3 mm (3.2"); W 60.7 mm (2.4"); D 45.2 mm (1.8")

Termination

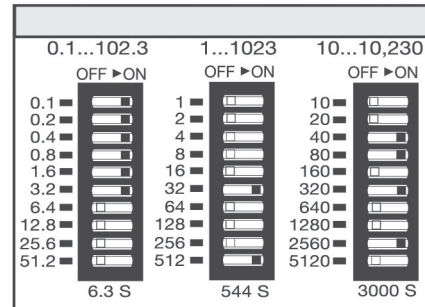
Octal 8-pin plug-in

Environmental

Operating/Storage Temperature	-20° to 65°C / -30° to 85°C
Weight	≈ 6 oz (170 g)

** For CE approved applications, power must be removed from the unit when a switch position is changed.

Digi-Set Binary Switch Operation



Function Diagram

