


Relay Package XT

- Relay package consisting of XT relay, DIN-rail socket, plastic retaining clip and marking tag
- 1 CO with 16 A or 2 CO with 8 A rated load
- Sensitive DC- or AC coil
- Reinforced insulation (protection class II / VDE 0700), safe separation to VDE 0160
- Jumper bars for interconnection
- Further accessories see Accessories XT
- Manual test lab, optionally lockable
- Mechanical and electrical indicators



F0288-DP

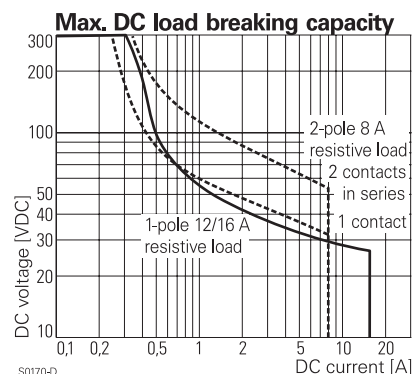
Approvals

Relay: REG.-Nr. 6106, us E214025

Socket: REG.-Nr. 6106, us E135149
 Technical data of approved types on request

Contact data	1-pole	2-pole
Contact configuration	1 CO	2 CO
Contact set	single contact	
Type of interruption	micro disconnection	
Rated voltage / max. switching voltage AC	240 / 400 VAC	
Rated current	16 A*)	8 A
Limiting continuous current	16 A*)	8 A, UL: 10 A
Maximum breaking capacity AC	4000 VA	2000 VA
Limiting making capacity,max 4 s, df 10%	30 A	15 A
Contact material	AgNi 90/10	
Rated frequency of operation with / without load	6 / 600 min ⁻¹	

*) For full load current (16 A) the relay terminals 11-21, 12-22 and 14-24 have to be bridged.



S0170-D

Contact ratings

For contact ratings see datasheet Interface Plug-in Relay XT

Coil data

Rated coil voltage range DC coil	24 VDC
AC coil	24, 115, 230 VAC
Operative range to IEC 61810	2

Coil versions, DC-coil

Coil code	Rated voltage VDC	Operate voltage VDC	Release voltage VDC	Coil resistance Ohm	Rated coil power mW
LC4	24	16.8	2.4	1440 ± 10%	419

Coil versions, AC-coil 50Hz

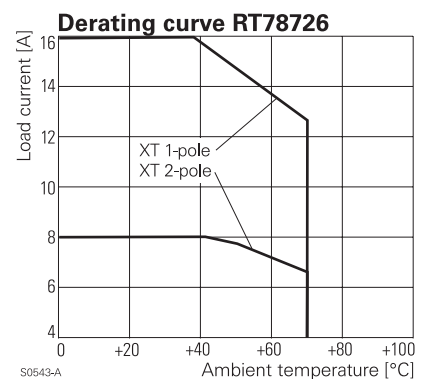
Coil code	Rated voltage VAC	Operate voltage 50 Hz VAC	Release voltage 50 Hz VAC	Coil resistance Ohm	Rated coil power 50 Hz VA
R24	24	18.0	3.6	350 ± 10%	0.77
S15	115	86.3	17.3	8100 ± 15%	0.81
T30	230	172.5	34.5	32500 ± 15%	0.81

All figures are given for coil without preenergization, at ambient temperature +23°C
 Other coil voltages on request

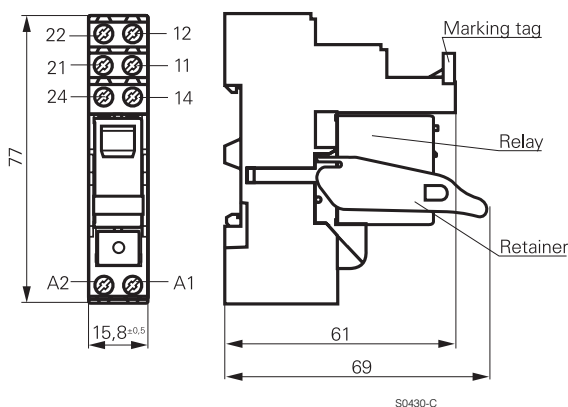
Relay Package XT (Continued)

Insulation	1 pole	2 pole
Dielectric strength coil-contact circuit		5000 V _{rms}
open contact circuit		1000 V _{rms}
adjacent contact circuits		2500 V _{rms}
Clearance / creepage coil-contact circuit	≥ 8 / 8 mm	
Material group of insulation parts	IIIa	
Tracking index of relay base	PTI 175 V	
Insulation to IEC 60664-1		
Type of insulation coil-contact circuit		reinforced
open contact circuit		micro disconnection
adjacent contact circuits		basic
Rated insulation voltage		250 V
Pollution degree	3	2
Rated voltage system	240 V	230 / 400 V
Overvoltage category	III	

Other data	
Mechanical endurance DC coil	> 10 x 10 ⁶
AC coil	> 5 x 10 ⁶
Material	
RoHS - Directive 2002/95/EC	compliant
Environment	
Ambient temperature range DC coil	-40...+70°C
AC coil	-40...+70°C
Processing	
Terminals	screw
Terminal screw torque acc. IEC 61984	0.5 Nm
max.	0.7 Nm
Wire cross section	
single wire	2 x 2.5 mm ²
fine wire	2 x 2.5 mm ²
with bootlace crimp (DIN 46228/1)	2 x 1.5 mm ²
Insertion cycles	A (10)
Max. Insertion Force total	100 N
Mounting distance	≥ 0, dense packing of sockets
Weight	56 g
Packaging unit	10 pcs



Dimensions



Relay Package XT (Continued)

Product key	Typical product key				XT	4S	4	T30
Type	XT Relay Package XT							
Version	3S Relay set: XT 1-pole CO (1 form C), 16 A, red LED 4S Relay set: XT 2-pole CO (2 form C), 8 A, red LED							
Contact material	4 AgNi 90/10, CO contact							
Coil	LC4 24 VDC		R24 24 VAC					
	S15 115 VAC		T30 230 VAC					

Other types on request

Product key	Socket	Retainer	Marking tag	Relay	Coil	Part number
XT3S4LC4	RT78726	XT17017	RT17040	XT374LC4	24 VDC	4-1415540-1
XT3S4R24				XT374R24	24 VAC	4-1415540-2
XT3S4S15				XT374S15	115 VAC	4-1415540-3
XT3S4T30				XT374T30	230 VAC	4-1415540-4
XT4S4LC4				XT484LC4	24 VDC	4-1415540-5
XT4S4R24				XT484R24	24 VAC	4-1415540-6
XT4S4S15				XT484S15	115 VAC	4-1415540-7
XT4S4T30				XT484T30	230 VAC	4-1415540-8