

## IEC Appliance Inlet C16A, Screw-on Mounting, Front or Rear Side, Solder or Quick-connect Terminal



6120-3



See below:

### Approvals and Compliances

#### Description

- Panel mount :  
Screw-on mounting from front or rear-side
- 1 Function
- Appliance Inlet , Pin temperature 155 °C , Protection class I
- Solder terminals or quick connect terminals

#### Other versions on request

- Quick connect terminals 4.8 x 0.8 mm
- Types for enhanced glow wire test requirements acc. IEC 60695-2-12 and -13 for the use in unattended household equipment acc. IEC 60335-1

#### Weblinks

[pdf data sheet](#), [html datasheet](#), [General Product Information](#), [Distributor-Stock-Check](#), [Accessories](#), [Detailed request for product](#)

#### Technical Data

Ratings IEC	10A / 250VAC; 50Hz
Ratings UL/CSA	15A / 250VAC; 60Hz
Dielectric Strength	> 2 kVAC between L-N > 2 kVAC between L/N-PE (1 min/50Hz)
Allowable Operation Temperature	-25 °C to 155 °C
IP-Protection	from front side IP40 acc. to IEC 60529
Protection against electric shock	Suitable for appliances with protection class I acc. to IEC 61140
Terminal	Solder terminals or quick connect terminals
Panel Thickness S	Screw: max 8 mm Mounting screw torque max 0.5 Nm
Material: Housing	Thermoplastic, black, UL 94V-0

appliance inlet/-outlet	C16A acc. to IEC 60320-1, UL 60320-1, CSA C22.2 no. 60320-1 (for very hot conditions) pin-temperature 155 °C, 10A, Protection Class I
-------------------------	--

#### Approvals and Compliances

Detailed information on product approvals, code requirements, usage instructions and detailed test conditions can be looked up in [Details about Approvals](#)

SCHURTER products are designed for use in industrial environments. They have approvals from independent testing bodies according to national and international standards. Products with specific characteristics and requirements such as required in the automotive sector according to IATF 16949, medical technology according to ISO 13485 or in the aerospace industry can be offered exclusively with customer-specific, individual agreements by SCHURTER.

#### Approvals




The approval mark is used by the testing authorities to certify compliance with the safety requirements placed on electronic products.

Approval Reference Type: 6120

Approval Logo	Certificates	Certification Body	Description
	<a href="#">VDE Approvals</a>	VDE	Certificate Number: 40015595
	<a href="#">UL Approvals</a>	UL	UL File Number: E96454
	<a href="#">CCC Approvals</a>	CCC	CCC Certificate Number: 2014010204726618


## Product standards

Product standards that are referenced

Organization	Design	Standard	Description
	Designed according to	IEC 60320-1	Appliance couplers for household and similar general purposes
	Designed according to	UL 60320-1	Standard for Attachment Plugs and Receptacles
	Designed according to	CSA C22.2 no. 60320-1	General Use Receptacles, Attachment Plugs, and Similar Wiring Devices





## Application standards

Application standards where the product can be used

Organization	Design	Standard	Description
	Designed for applications acc.	IEC/UL 60950	IEC 60950-1 includes the basic requirements for the safety of information technology equipment.

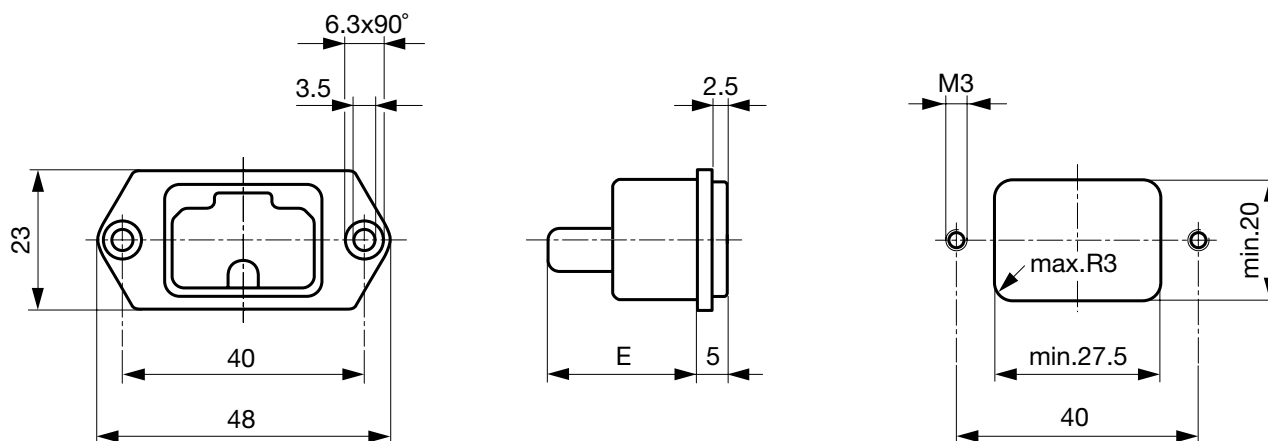
## Compliances

The product complies with following Guide Lines

Identification	Details	Initiator	Description
	<a href="#">CE declaration of conformity</a>	SCHURTER AG	The CE marking declares that the product complies with the applicable requirements laid down in the harmonisation of Community legislation on its affixing in accordance with EU Regulation 765/2008.
	<a href="#">RoHS</a>	SCHURTER AG	Directive RoHS 2011/65/EU, Amendment (EU) 2015/863
	<a href="#">China RoHS</a>	SCHURTER AG	The law SJ / T 11363-2006 (China RoHS) has been in force since 1 March 2007. It is similar to the EU directive RoHS.
	<a href="#">REACH</a>	SCHURTER AG	On 1 June 2007, Regulation (EC) No 1907/2006 on the Registration, Evaluation, Authorization and Restriction of Chemicals 1 (abbreviated as "REACH") entered into force.

## Dimensions [mm]

6120-3



E: Solder terminals: 22.5 mm

E: Quick connect terminals: 25.5 mm

## All Variants

Type	Panel mounting	Panel Thickness s [mm]	Terminal	Order Number
6120-3	Screw	-	Quick connect terminals 4.8 x 0.8 mm	<a href="#">6120.3200</a>
6120-3	Screw	-	Quick connect terminals 6.3 x 0.8 mm	<a href="#">6120.3300</a>
6120-3	Screw	-	Solder terminals 3.8 x 0.8 mm	<a href="#">6120.3100</a>

 Most Popular.

Availability for all products can be searched real-time: <https://www.schurter.com/en/Stock-Check/Stock-Check-SCHURTER>

Articles for enhanced glow wire test requirements acc. IEC 60695-2-12 and -13 can be ordered with ending ".15" (xxxx.xxxx.15). They are suitable for the use in unattended household equipment acc. IEC 60335-1.

Packaging unit 50 Pcs

## Mating Outlets/Connectors

### Category / Description



[Connector Overview complete](#)

4771 Mounting: Power Supply Cord, 3 x 1 mm<sup>2</sup> / 3 x 14 AWG, Screw clamps, Connector: IEC C15A

[4771](#)

4772 Mounting: 3 x 1 mm<sup>2</sup> / 3 x 14 AWG, Screw clamps, Connector: IEC C15A

[4772](#)

[Connector further types to 6120-3](#)