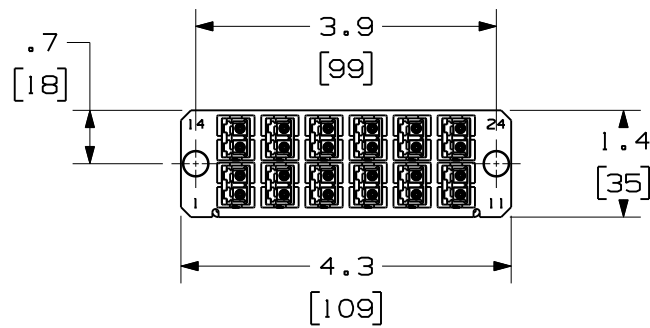
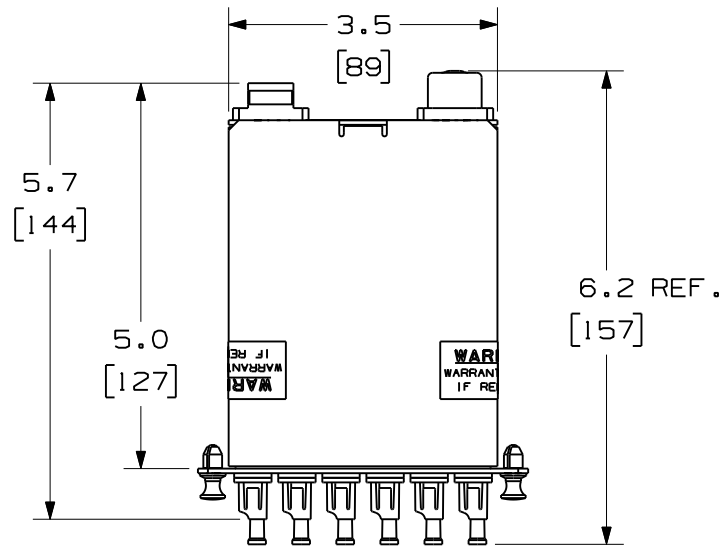


THIS COPY IS PROVIDED ON A RESTRICTED BASIS AND IS NOT TO BE USED IN ANY WAY DETRIMENTAL TO THE INTERESTS OF PANDUIT CORP.



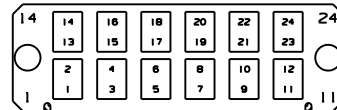
FRONT VIEW

SHOWN W/O DUSTCAPS

PANDUIT P/N	DESCRIPTION
FCXO-24-10Y	OPTIMIZED 50/125 10GbE MULTIMODE 24 FIBER, MTP TO LC CASSETTE MODULE
FCX-24-10Y	50/125 10GbE MULTIMODE 24 FIBER, MTP TO LC CASSETTE MODULE
FCZO-24-10Y	OPTIMIZED 50/125 10GbE OM4 MULTIMODE 24 FIBER, MTP TO LC CASSETTE MODULE
FCZ-24-10Y	50/125 10GbE OM4 MULTIMODE 24 FIBER, MTP TO LC CASSETTE MODULE
FC6-24-10Y	62.5/125 MULTIMODE 24 FIBER, MTP TO LC CASSETTE MODULE
FC5-24-10Y	50/125 MULTIMODE 24 FIBER, MTP TO LC CASSETTE MODULE
FC9-24-10Y	9/125 SINGLEMODE 24 FIBER, MTP TO LC CASSETTE MODULE

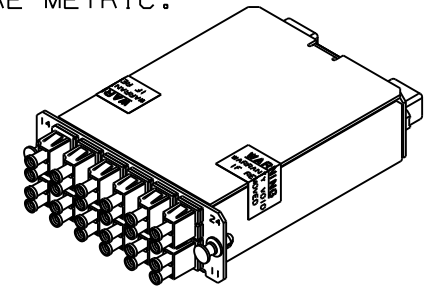
NOTES:


1. SEE CURRENT CATALOG FOR PART NUMBER SUFFIXES TO INDICATE COLOR AND/OR PACKAGE QUANTITIES.
2. SEE CATALOG FOR COMPLETE LIST OF PARTS APPLICABLE FOR USE WITH THIS PRODUCT.
3. MATERIALS:
A. BOX AND LID: POWDER COATED ALUMINUM
B. ADAPTER: COMPOSITE PLASTIC
4. CASSETTE MODULE WEIGHT: 7.25oz (205.6g)
5. DIMENSIONS IN BRACKETS ARE METRIC.



PORT DESIGNATIONS

AS VIEWED FROM THE FRONT WITH THE ADAPTERS REMOVED FOR CLARITY



										FIBER OPTIC CASSETTE MODULE 24 FIBER MTP TO DUPLEX LC CONFIGURATION CUSTOMER DRAWING		
										 PANDUIT ™ CORP. TINLEY PARK, ILL 60477		
										ALL DIMENSIONS ARE GIVEN IN INCHES, UNLESS OTHERWISE SPECIFIED. DIMENSIONAL TOLERANCES ARE: (.X) ±.010 (0.3) (.XX) ±.03 (0.8) ANGLES		
										DRAWING FILENAME MO2068AA_DC/00G		
										SCALE NONE		
										PART NO. SEE TABLE		
										DRAWING NO. 02068-36		
										SIZE A		
02	09-17-09	EFK		RELEASED TO PRODUCTION	02068-36						DRAWN BY MC DATE 10/26/04 CHK'D MTV	THIRD ANGLE PROJECTION
REV	DATE	BY	CHK	DESCRIPTION	ECN	R	CUST	SUP	OTH			