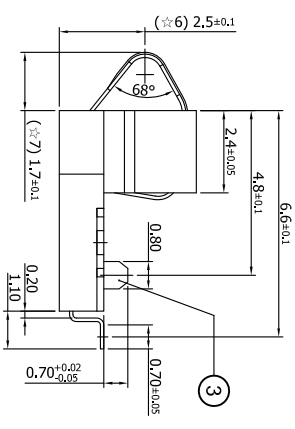
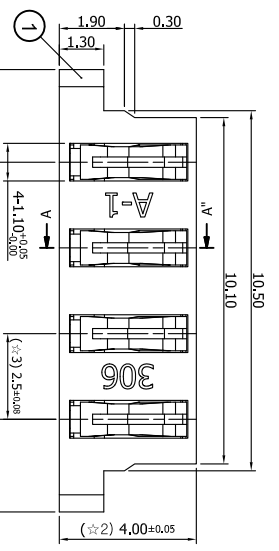
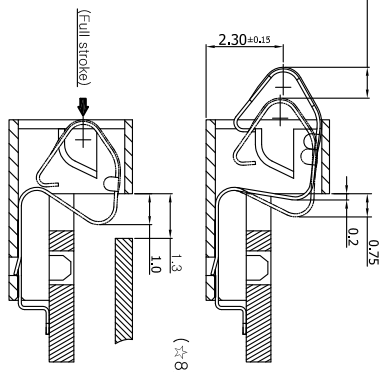


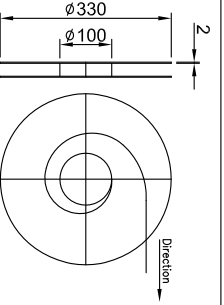
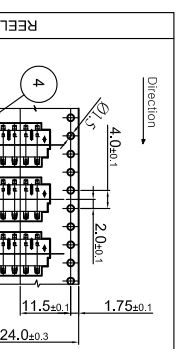
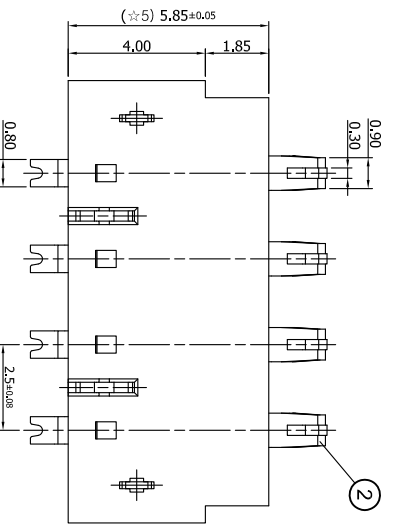
PCB Layout Recommend
Tolerances = ±0.05



Section A-A
(Reference view-2)



- Note -
1. Otherwise tolerance: X.X = ±0.1 / X.XX = ±0.05
(☆8) 2. Coplanarity: Terminal 0.08mm max.
3. Plating
4. () dim. are reference.
5. ☆ = C:1.0



CTIQ 항목	치수
①	(☆1) 5.0±0.05
②	(☆2) 4.00±0.05
③	(☆3) 2.5±0.05
④	(☆4) 12.9±0.05
⑤	(☆5) 5.85±0.05
⑥	(☆6) 2.5±0.1
⑦	(☆7) 1.7±0.1
⑧	(☆8) 0.80mm 0.15mm

No	구분	내용	수량	단위	소재	비고
06	TOP TAPE	PS-PET				
05	EMBOSS TAPE	1/1000			PS	
04	L-BRACKET	2			BRASS	Nh-Sn
03	T-BRACKET	2			BRASS	Nh-Sn
02	TERMINAL	4			TiCu	Ni + Pd-Ni + Au
01	INSULATOR	1			H13	UL34V-0 BLACK

구분	내용	수량	단위	소재	비고
부품명	부품명	수량	단위	소재	비고
Part name	Part name	Qty	Unit	Material	Remark
DRW	Part name	ASSY			4P BATTERY CONNECTOR RIGHT ANGLE
설계	Part No.				Model No.
DSG	10.09.08				202-03060-00440
검도	Scale	1/1	mm	A3	DWG No.
CHK	HRH	09/08			
승인	LSH	09/08			