

4

3

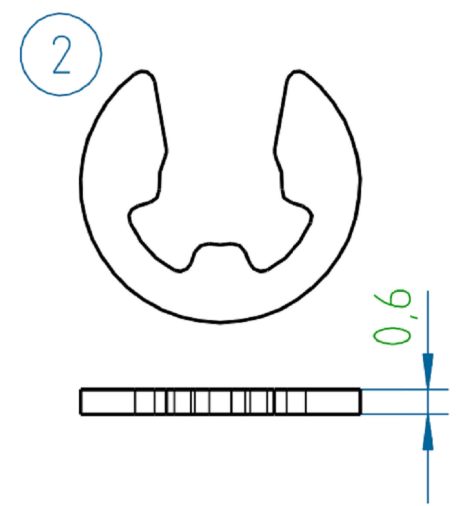
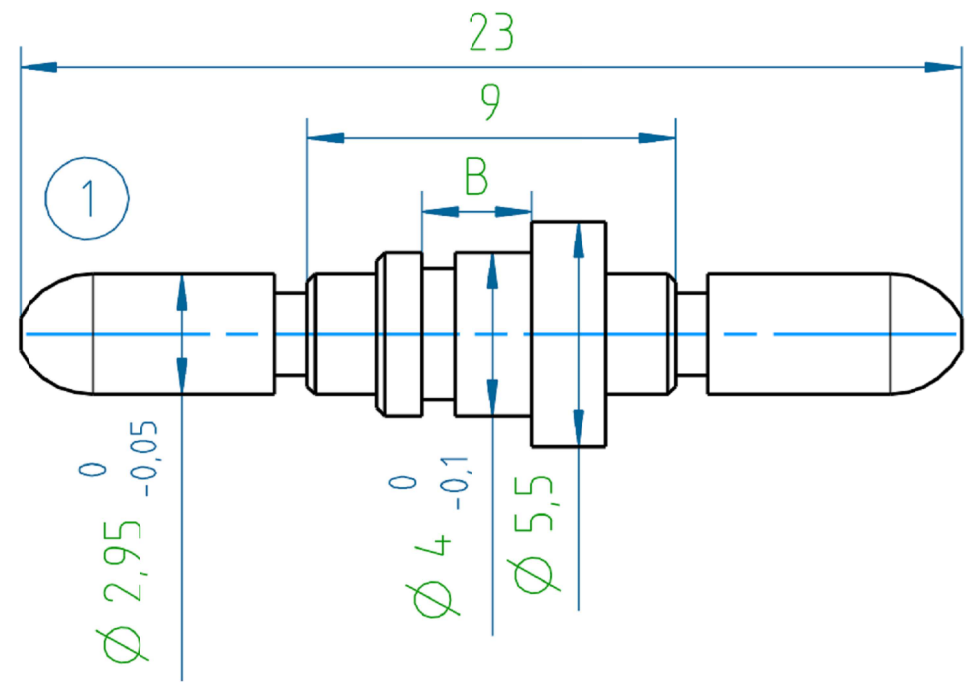
2

1

THIS DRAWING IS UNPUBLISHED. RELEASED FOR PUBLICATION  
 © COPYRIGHT - By - ALL RIGHTS RESERVED.

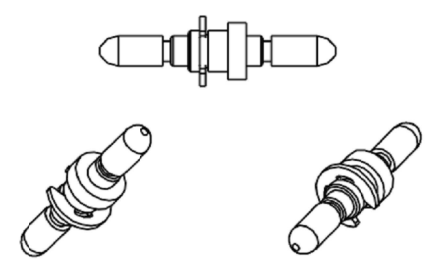
REVISIONS				
P	LTR	DESCRIPTION	DATE	APVD
	A2	REVISED PER ECR-17-006621	09MAY2017	KK SE

PROJECT	PRJ-16-000909157
PART NO.	X-2308298-X
DESCRIPTION	QL-SET FOR VARIANT E LATCH PIN WITH GUIDE
CUSTOMER	GENERAL MARKET



ASSY. PART NO.	DESCRIPTION	B	SUB-PART NO.	DESCRIPTION POS.1	APPLICABLE WALL THICKNESS, mm
1-2308298-6	VARIANT E 6 (LATCH PIN W/GUIDE)	3.8	-	LATCH PIN 46	3.0
1-2308298-5	VARIANT E 5 (LATCH PIN W/GUIDE)	3.3	3-2308352-0	LATCH PIN 20	2.5
1-2308298-4	VARIANT E 4 (LATCH PIN W/GUIDE)	2.9	2-2308352-9	LATCH PIN 19	2.2
1-2308298-3	VARIANT E 3 (LATCH PIN W/GUIDE)	2.7	2-2308352-8	LATCH PIN 18	2.0
1-2308298-2	VARIANT E 2 (LATCH PIN W/GUIDE)	2.2	2-2308352-7	LATCH PIN 17	1.5
1-2308298-1	VARIANT E 1 (LATCH PIN W/GUIDE)	2.0	2-2308352-6	LATCH PIN 16	1.25

1-2308298-3  
 (MOUNTED) (1:1)



SL NO.	QTY	ASSY. PART NO.	SUB-PART NO.	DESCRIPTION
2	2		-	LOCK WASHER DIN 6799-3
1	2	X-2308298-X	(SEE ABOVE TAB. FOR LATCH PIN P/N'S)	LATCH PIN

NOTES:  
 1. WEIGHT: 1.6 g.

THIS DRAWING IS A CONTROLLED DOCUMENT.

DIMENSIONS: mm	TOLERANCES UNLESS OTHERWISE SPECIFIED: DIN ISO 2768 m	DWN KIRAN K 28JUL2016	TE Connectivity NAME: QL-SET FOR VARIANT E LATCH PIN WITH GUIDE
	0 PLC ± -	CHK GUNASEKHAR G 28JUL2016	
	1 PLC ± -	APVD GUNASEKHAR G 28JUL2016	
MATERIAL	FINISH	PRODUCT SPEC	

APPLICATION SPEC: -  
 WEIGHT: -  
 CUSTOMER DRAWING SCALE: NTS SHEET: 1 of 1 REV: A2