

CHARACTERISSTICS

MATERIALS

HOUSING : BRASS  
HOUSING PLATING : 196µ" NICKEL MIN.  
SHELL & COLLET NUT: BRASS, 196µ" CHROME PLATED MIN.  
CONTACTS : COPPER ALLOY  
CONTACT PLATING : 7µ" GOLD PLATED OVER 196µ" NICKEL MIN.  
INSULATOR : PPS (HIGH TEMPERATURE)  
STRAIN RELIEF(BOOT) : THERMOPLASTIC POLYURETHANE

MECHANICAL

DURABILITY: 5000 CYCLES  
OPERATING TEMP. RANGE: -40° C ~ +200° C  
PROCESS TEMPERATURE : 260°C FOR 5 SECONDS  
MAX. TOURQUE VALUE : 2.5 Nm [22.1 IN/LBS]  
SHIELDING: 75dB @ 10MHz  
40dB @ 1GHz

IP RATING: 50

822B YYY - 2 7 3 L YY 1

SERIES 15.00 [0.591]  
# OF POSITIONS (Ex. 002)  
\*\*SEE CHART A\*\*  
2 = FEMALE  
CABLE MOUNT  
1 = GOLD FLASH  
COLLET SIZE \*\*SEE CHART B\*\*  
RoHS COMPLIANT  
NICKEL/CHROME PLATED SHELL

CHART A

● = KEY LOCATION

\*\*VIEW FROM TERMINATION END\*\*

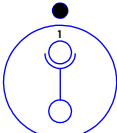
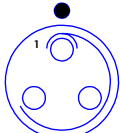
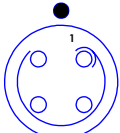
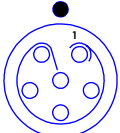
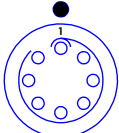
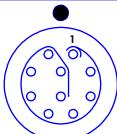
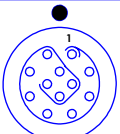
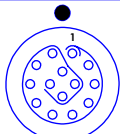
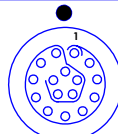
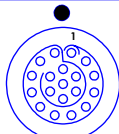
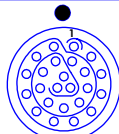
 <p>2 POSITION 16 AWG MAX. 25 AMP MAX. PIN Ø = 2.00 [0.079]</p> <p>CONTACT RESISTANCE = 3 mΩ TEST VOLTAGE = 2100V WORKING VOLTAGE = 700V</p>	 <p>3 POSITION 18 AWG MAX. 17 AMP MAX. PIN Ø = 1.60 [0.063]</p> <p>CONTACT RESISTANCE = 4 mΩ TEST VOLTAGE = 2400V WORKING VOLTAGE = 800V</p>	 <p>4 POSITION 20 AWG MAX. 15 AMP MAX. PIN Ø = 1.30 [0.051]</p> <p>CONTACT RESISTANCE = 5 mΩ TEST VOLTAGE = 1850V WORKING VOLTAGE = 615V</p>	 <p>6 POSITION 20 AWG MAX. 12 AMP MAX. PIN Ø = 1.30 [0.051]</p> <p>CONTACT RESISTANCE = 5 mΩ TEST VOLTAGE = 1350V WORKING VOLTAGE = 450V</p>	 <p>8 POSITION 22 AWG MAX. 10 AMP MAX. PIN Ø = 0.90 [0.035]</p> <p>CONTACT RESISTANCE = 6 mΩ TEST VOLTAGE = 1500V WORKING VOLTAGE = 500V</p>	
 <p>10 POSITION 22 AWG MAX. 8 AMP MAX. PIN Ø = 0.90 [0.035]</p> <p>CONTACT RESISTANCE = 6 mΩ TEST VOLTAGE = 1450V WORKING VOLTAGE = 500V</p>	 <p>12 POSITION 24 AWG MAX. 7 AMP MAX. PIN Ø = 0.70 [0.028]</p> <p>CONTACT RESISTANCE = 7.5 mΩ TEST VOLTAGE = 1250V WORKING VOLTAGE = 480V</p>	 <p>14 POSITION 24 AWG MAX. 6.5 AMP MAX. PIN Ø = 0.70 [0.028]</p> <p>CONTACT RESISTANCE = 7.5 mΩ TEST VOLTAGE = 1150V WORKING VOLTAGE = 380V</p>	 <p>16 POSITION 24 AWG MAX. 6 AMP MAX. PIN Ø = 0.70 [0.028]</p> <p>CONTACT RESISTANCE = 7.5 mΩ TEST VOLTAGE = 950V WORKING VOLTAGE = 315V</p>	 <p>19 POSITION 24 AWG MAX. 5 AMP MAX. PIN Ø = 0.70 [0.028]</p> <p>CONTACT RESISTANCE = 7.5 mΩ TEST VOLTAGE = 950V WORKING VOLTAGE = 315V</p>	 <p>26 POSITION 28 AWG MAX. 2 AMP MAX. PIN Ø = 0.50 [0.020]</p> <p>CONTACT RESISTANCE = 10 mΩ TEST VOLTAGE = 950V WORKING VOLTAGE = 315V</p>

CHART B

COLLET SIZE	WIRE DIAMETER
50	4.30 [0.169] ~ 5.20 [0.205]
60	5.30 [0.209] ~ 6.20 [0.244]
70	6.30 [0.248] ~ 7.20 [0.283]
80	7.30 [0.287] ~ 8.20 [0.323]
90	8.30 [0.327] ~ 9.20 [0.362]
00	9.30 [0.366] ~ 10.20 [0.402]

RoHS COMPLIANT

	THESE DRAWINGS AND SPECIFICATIONS ARE THE PROPERTY OF NorComp AND SHALL NOT BE REPRODUCED, COPIED OR USED AS THE BASIS FOR THE MANUFACTURE OR SALE OF APPARATUS WITHOUT WRITTEN PERMISSION.	NorComp	DRAWN:	DATE:	SCALE:	SHEET	OF	REV:
			M. SIGMON	02-03-16	N.T.S.	1	1	7
			DWG NO. 822BYYY-273LYY1					