

CHARACTERISSTICS
MATERIALS
HOUSING : BRASS
HOUSING PLATING : 196µ" NICKEL MIN.
SHELL & COLLET NUT: BRASS, 196µ" CHROME PLATED MIN.
CONTACTS : COPPER ALLOY
CONTACT PLATING : 7µ" GOLD PLATED OVER 196µ" NICKEL MIN.
INSULATOR : PPS (HIGH TEMPERATURE)
STRAIN RELIEF(BOOT) : THERMOPLASTIC POLYURETHANE

MECHANICAL
DURABILITY: 5000 CYCLES
OPERATING TEMP. RANGE: -40° C ~ +200° C
PROCESS TEMPERATURE : 260°C FOR 5 SECONDS
MAX. TOURQUE VALUE : 2.5 Nm [22.1 IN/LBS]
SHIELDING: 75dB @ 10MHz
40dB @ 1GHz

IP RATING: 50

822B YYY - 2 7 3 L YY 1

SERIES 15.00 [0.591]
OF POSITIONS (Ex. 002)
SEE CHART A
2 = FEMALE
CABLE MOUNT
1 = GOLD FLASH
COLLET SIZE **SEE CHART B**
RoHS COMPLIANT
NICKEL/CHROME PLATED SHELL

CHART A

● = KEY LOCATION
VIEW FROM TERMINATION END

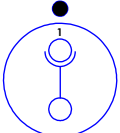
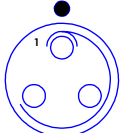
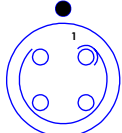
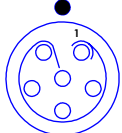
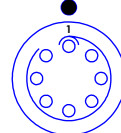
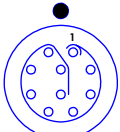
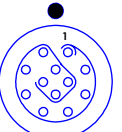
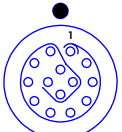
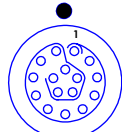
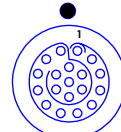
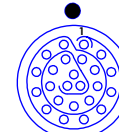
 <p>2 POSITION 16 AWG MAX. 25 AMP MAX. PIN Ø = 2.00 [0.079]</p> <p>CONTACT RESISTANCE = 3 mΩ TEST VOLTAGE = 2100V WORKING VOLTAGE = 700V</p>	 <p>3 POSITION 18 AWG MAX. 17 AMP MAX. PIN Ø = 1.60 [0.063]</p> <p>CONTACT RESISTANCE = 4 mΩ TEST VOLTAGE = 2400V WORKING VOLTAGE = 800V</p>	 <p>4 POSITION 20 AWG MAX. 15 AMP MAX. PIN Ø = 1.30 [0.051]</p> <p>CONTACT RESISTANCE = 5 mΩ TEST VOLTAGE = 1850V WORKING VOLTAGE = 615V</p>	 <p>6 POSITION 20 AWG MAX. 12 AMP MAX. PIN Ø = 1.30 [0.051]</p> <p>CONTACT RESISTANCE = 5 mΩ TEST VOLTAGE = 1350V WORKING VOLTAGE = 450V</p>	 <p>8 POSITION 22 AWG MAX. 12 AMP MAX. PIN Ø = 0.90 [0.035]</p> <p>CONTACT RESISTANCE = 6 mΩ TEST VOLTAGE = 1500V WORKING VOLTAGE = 500V</p>	
 <p>10 POSITION 22 AWG MAX. 8 AMP MAX. PIN Ø = 0.90 [0.035]</p> <p>CONTACT RESISTANCE = 6 mΩ TEST VOLTAGE = 1450V WORKING VOLTAGE = 500V</p>	 <p>12 POSITION 24 AWG MAX. 7 AMP MAX. PIN Ø = 0.70 [0.028]</p> <p>CONTACT RESISTANCE = 7.5 mΩ TEST VOLTAGE = 1250V WORKING VOLTAGE = 480V</p>	 <p>14 POSITION 24 AWG MAX. 6.5 AMP MAX. PIN Ø = 0.70 [0.028]</p> <p>CONTACT RESISTANCE = 7.5 mΩ TEST VOLTAGE = 1150V WORKING VOLTAGE = 380V</p>	 <p>16 POSITION 24 AWG MAX. 6 AMP MAX. PIN Ø = 0.70 [0.028]</p> <p>CONTACT RESISTANCE = 7.5 mΩ TEST VOLTAGE = 950V WORKING VOLTAGE = 315V</p>	 <p>19 POSITION 24 AWG MAX. 5 AMP MAX. PIN Ø = 0.70 [0.028]</p> <p>CONTACT RESISTANCE = 7.5 mΩ TEST VOLTAGE = 950V WORKING VOLTAGE = 315V</p>	 <p>26 POSITION 28 AWG MAX. 2 AMP MAX. PIN Ø = 0.50 [0.020]</p> <p>CONTACT RESISTANCE = 10 mΩ TEST VOLTAGE = 950V WORKING VOLTAGE = 315V</p>

CHART B

COLLET SIZE	WIRE DIAMETER
50	4.30 [0.169] ~ 5.20 [0.205]
60	5.30 [0.209] ~ 6.20 [0.244]
70	6.30 [0.248] ~ 7.20 [0.283]
80	7.30 [0.287] ~ 8.20 [0.323]
90	8.30 [0.327] ~ 9.20 [0.362]
00	9.30 [0.366] ~ 10.20 [0.402]

RoHS COMPLIANT