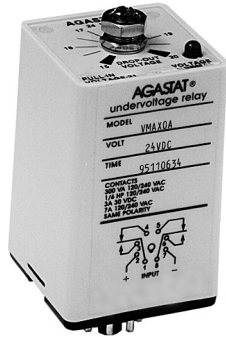


VMA series, Single Phase, Plug-in, Undervoltage Relay



Product Facts

- Automatic reset minimizes equipment downtime
- Fixed pickup point prevents low voltage start-up
- Adjustable dropout point protects against undervoltage operation
- Locking potentiometer maintains selected set point
- Delayed dropout prevents nuisance tripping
- Plug-in mounting for easier installation
- Built-in protection against polarity reversal
- LED indicates normal voltage condition
- File E60363

Function

Single phase undervoltage relay

Sensing Specifications

Voltage Set-Point Adjustment

Locking potentiometer with calibrated dial

Response Time — Standard 0.5 sec. delay on dropout

Accuracy

Repeat Accuracy — $\pm 0.5\%$ under fixed conditions

Overall Accuracy — $\pm 1\%$

Temperature Coefficient — $\pm 0.02\%/^{\circ}\text{C}$ (Max.)

Output Data

Arrangement — 2 Form C (DPDT)

Rating — 7A @ 250VAC; 1/6 HP @ 250VAC; 300VA @ 120/240VAC; 3A @ 30VDC

Expected Mechanical Life — 10,000,000 operations

Expected Electrical Life — 100,000 operations at rated resistive load

Initial Dielectric Strength

Between Terminals and Case — 1,480V

Between Relay Contacts and Active Circuitry — 1,480V

Input Data

Voltage — See ordering information.

Power Requirement — 4W max.

Transient Protection

24VAC 1.5 joules

24VDC 1.5 joules

48VDC 10 joules

120VAC 10 joules

125VDC 10 joules

240VDC 20 joules

Reverse Polarity Protection

On DC models

Duty Cycle — Continuous

Environmental Data

Temperature Range

Storage — -30°C to $+60^{\circ}\text{C}$

Operating — -10°C to $+55^{\circ}\text{C}$

Mechanical Data

Mounting — Octal plug. Fits 27E122 or 27E891 (snap-on) screw terminal socket. Order socket separately.

Enclosure — Nylon cover protects against particles.

Status Indication — LED indicates normal voltage condition.

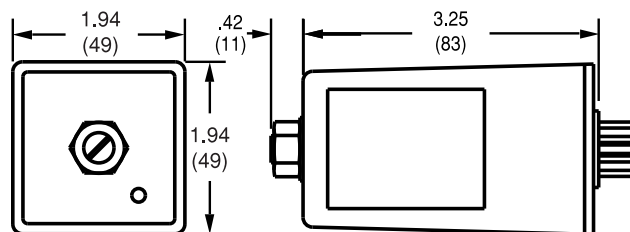
Weight — 6 oz. (168g) approximately.

Ordering Information

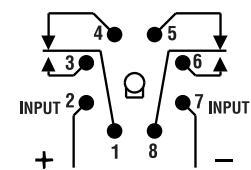
Part Number	Nominal Voltage	Pick-Up (V)	Drop-Out Range (V)
VMAXEA	24VAC	21	15 to 20
VMAXAA	120VAC	104	78 to 99
VMAXBA	240VAC	209	156 to 199
VMAXOA	24VDC	21	15 to 20
VMAXNA	48VDC	42	31 to 40
VMAXPA	125VDC	109	81 to 103

Authorized distributors are likely to stock the following:

None at present.



Outline Dimensions



Wiring Diagram (Bottom View)

Users should thoroughly review the technical data before selecting a product part number. It is recommended that user also seek out the pertinent approvals files of the agencies/laboratories and review them to ensure the product meets the requirements for a given application.