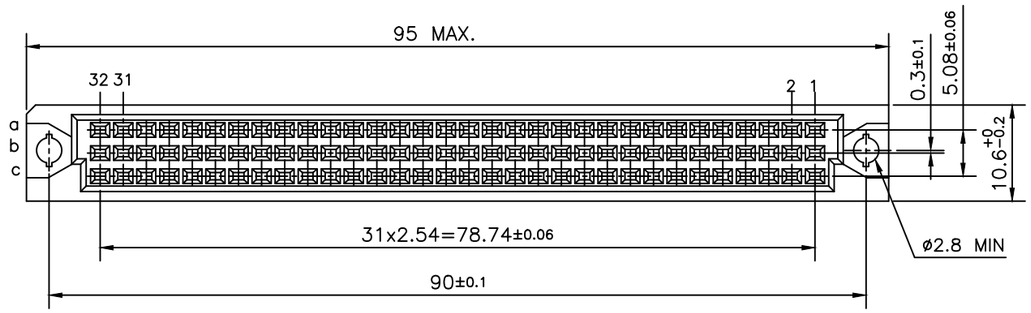


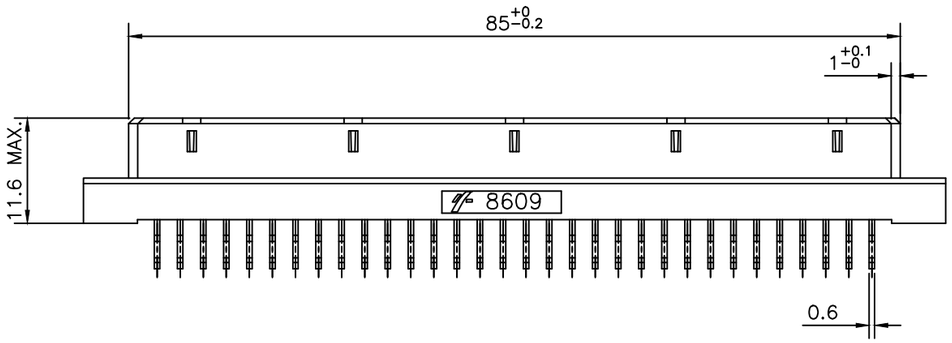


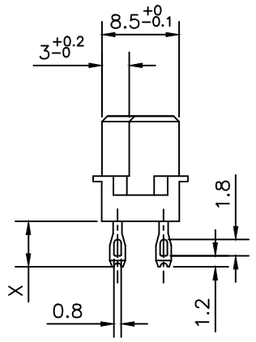


EYELET SHORT/LONG
(09/10)

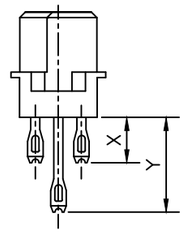


MIXED EYLET
(08)

| | | |
|---|---|---|
| 10 | 13.0 | – |
| 09 | 5.0 | – |
| 08 | 5.0 | 13.0 |
| TERM. STYLE | X +0.7 −0 | Y +0.7 −0 |

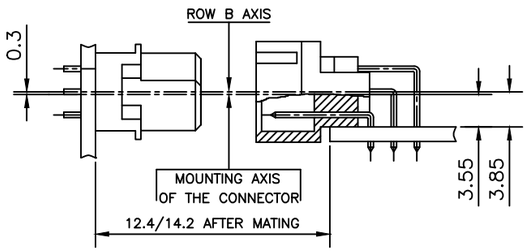


## TECHNICAL SPECIFICATION

| | | |
|---|---|---|
| HOUSING MATERIAL | : | THERMOPLASTIC POLYESTER UL94V–0, GREY |
| CONTACT MATERIAL | : | COPPER ALLOY |
| CONTACT ACTIVE ZONE PLATING | : | AU/GXT™OVER NICKEL |
| CONTACT TERMINATION ZONE PLATING | | |
| TIN LEAD VERSION | : | TIN LEAD OVER NICKEL |
| LEAD FREE VERSION | : | TIN (PURE MATTE) OVER NICKEL |

## ELECTRICAL DATA

| | | |
|---|---|---|
| CURRENT RATING AT 20°C | : | 1.5 A |
| CURRENT (I MAX) | : | 2 A |
| TEMPERATURE RANGE | : | –55°C/+125°C |
| CONTACT RESISTANCE | : | ≤ 20mΩ |
| INSULATION RESISTANCE | : | ≥ $10^6$ MΩ |
| TEST VOLTAGE (rms) | : | 1000V |

## MECHANICAL DATA

| | | |
|---|---|---|
| INSERTION FORCE PER CONTACT | : | ≤ 0.94N |
| EXTRACTION FORCE PER CONTACT | : | ≥ 0.15N |

REFERENCE SPECIFICATIONS : DIN 41612 / IEC603–2

| SERIES | 8609 | 3 | 96 | 8 | 1 | 08 | 7 | 5 | 5 | 000E1 |
|---|---|---|---|---|---|---|---|---|---|---|

ROWS FITTED WITH CONTACTS
- Rows a – c — 4 — 64
- Rows a b c — 3 — 96

NUMBER OF CONTACTS

TYPE OF INSULATOR
- 3 ROW FEMALE INSULATOR — 8

METHOD OF MOUNTING
- STANDARD MOUNTING – STYLE C — 1

TERMINATION
- SOLDER EYELET (X–SEE TABLE) — 08,09,10

OPTIONS
- NO OPTION — 7

PERFORMANCE CLASS
- DIN 41612 CLASS 3 — 4
- DIN 41612 CLASS 2 — 5
- DIN 41612 CLASS 1 — 6
- AS PER MIL C 55302/ JSS 50808 — 8

PITCH PER ROW
- 2.54 — 5
- 5.08 — 8

000E1 — TIN LEAD VERSION
E1LF — LEAD FREE VERSION

NOTES:-
1. THE "LF" PRODUCTS MEET EUROPEAN UNION DIRECTIVES AND OTHER COUNTRY REGULATIONS AS DESCRIBED IN GS-22-008
2. LEAD FREE OR RoHS DIRECTIVE LABELING TO BE PROVIDED AS PER GS-14-920 FOR LEAD FREE VERSION.

| | | | |
|---|---|---|---|
| mat'l. code | SEE TECH SPEC. | | |
| ltr | ecn no | dr | date |
| A | I06–0114 | MINI | 2006–07–11 |
| B | ELX–I–14975 | MJA | 2013–06–13 |

surface: ISO 1302
tolerance: ISO 406 ISO 1101
tolerances unless otherwise specified: angles ±1°; linear ±0.1
projection
mm
scale –

| | | |
|---|---|---|
| dr | MINI.K.VANDANATH | 2006–07–11 |
| engr | RAKHEE GEORGE | 2006–07–11 |
| chr | M JACOB | 2013–06–13 |
| appd | BIJU K PAUL | 2013–06–13 |

product family: 8609
title: DIN STANDARD FEMALE CNR (SOLDER EYELET DIN 41612 STYLE-C)
dwg no: C–8609–2099
sheet 1 of 1
size: A3
type: Product Customer Drawing

sheet index — revision: B — sheet: 1

FCIconnect.com
Copyright FCI