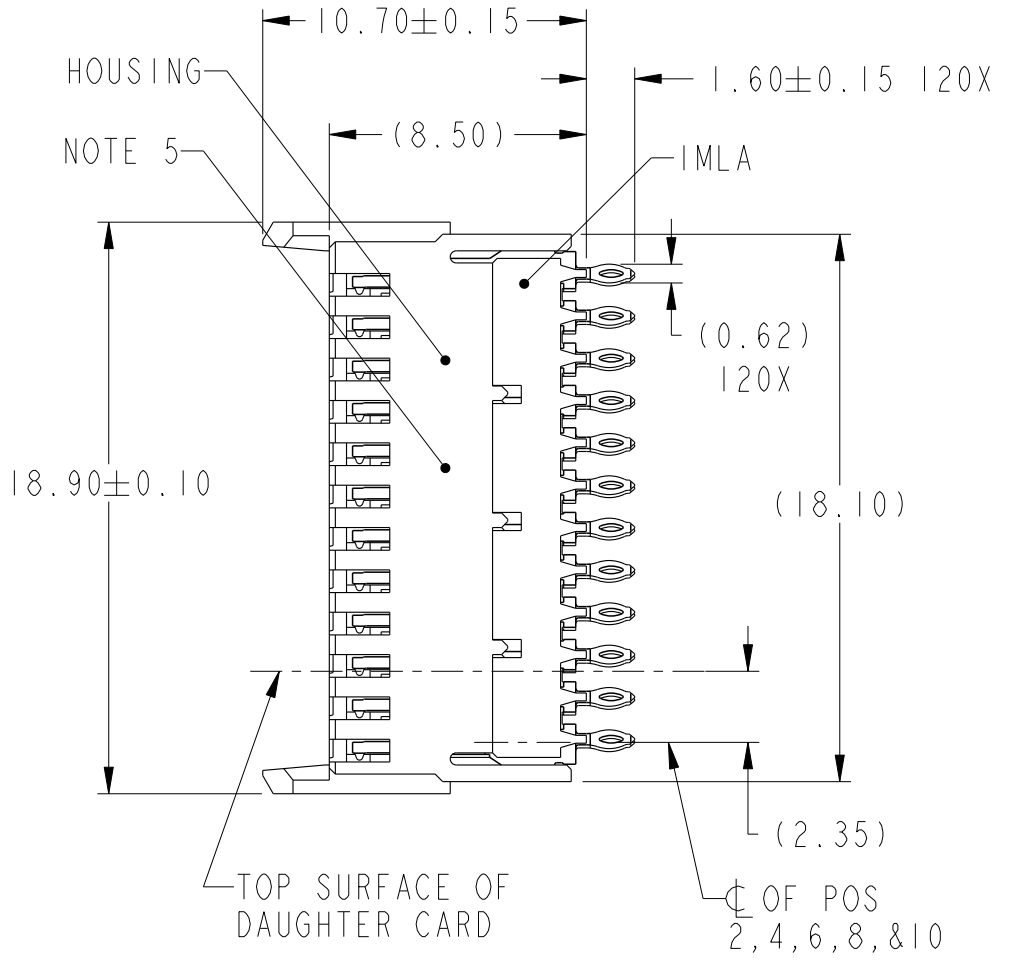
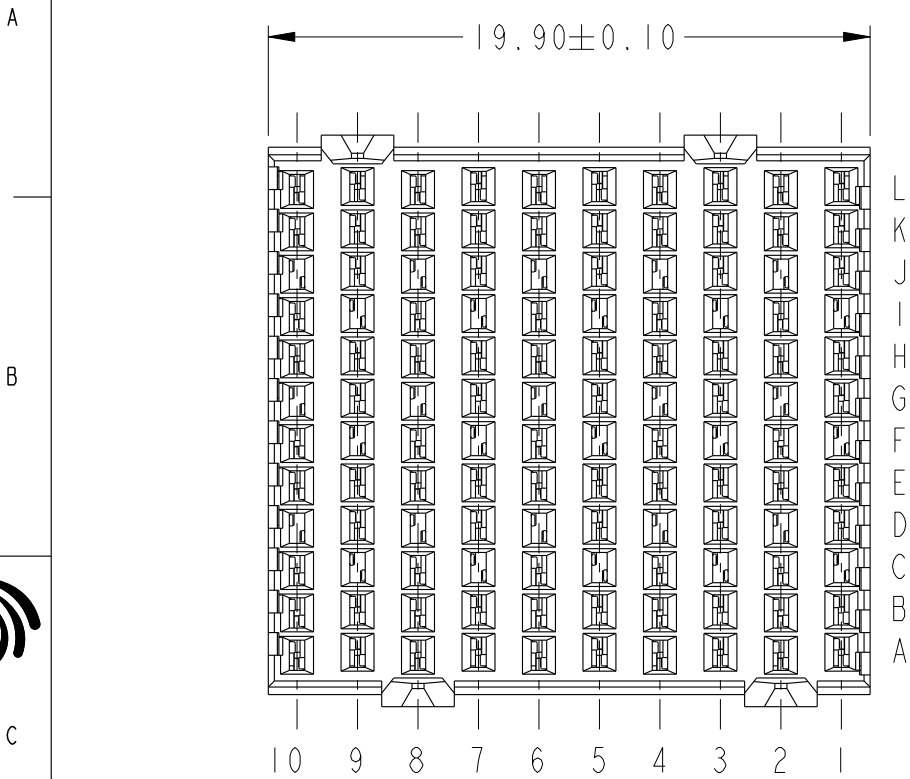


PRODUCT NUMBER
SEE TABLE, SHEET 4



Copyright FCI.

rev	ecn no	dr	date
A	S08-0174	LS	2008-06-03
B	S08-0187	LS	2008-06-13
-	-	-	-
-	-	-	-
-	-	-	-
-	-	-	-

www.fciconnect.com		surface - ASME Y14.5	tolerance std ASME Y14.5	projection MM
		TOLERANCES UNLESS OTHERWISE SPECIFIED		
Dr	L.S. NGWE	2008-06-03	ANGULAR	0.X ±
Eng	C.H. TAN	2008-06-13	LINEAR	0.XX ±
Chr	C.H. TAN	2008-06-13	0° ±°	0.XXX ±
Appr	JOEY NG	2008-06-13	Product family	AirMax VS
			Spec ref	ECN ***
FCI			Part no	AirMax VS VERT RECPT ASSY
			description	PRESS-FIT, 120 POSITION, 20mm
			catalog no	-
			dwg no	10084601
			customer	CUSTOMER
			sheet	1 of 4
			Rev.	B

REV F - 2006-04-17

1

2

3

4

A

B

C

D

A

B

C

D

2.00 TYP

ANTIPAD WIDTH=
2.0-(TRACE+SPACE+TRACE)
TYP

3.200
TYP

1.40 TYP

0.10 TYP

SEE NOTE 9
⊕ 0.10
ALL HOLES

DETAIL A
SCALE 4:1

DIM B

DIM A

(19.90)

NOMINAL OUTLINE
OF CONNECTOR

TOP SURFACE OF
DAUGHTER CARD

(1.80)

(18.90)

(2.35)

⊕ OF POS
2, 4, 6, 8, & 10

(2.25)

⊕ OF POS
1, 3, 5, 7, & 9

DETAIL A

RECOMMENDED PCB LAYOUT
FOR DIFFERENTIAL APPLICATIONS,
COMPONENT SIDE
(TWO ADJACENT FOOTPRINTS SHOWN)
NOTES 6 & 7

ADJACENT HEADER WIDTHS	DIM A	DIM B
20MM/20MM	2.00	20.00
20MM/22MM	3.00	21.00
22MM/22MM	4.00	22.00



title AirMax VS VERT RECPT ASSY
PRESS-FIT, 120 POSITION, 20mm
catalog no -

dwg no 10084601
Rev. B
CUSTOMER sheet 2 of 4

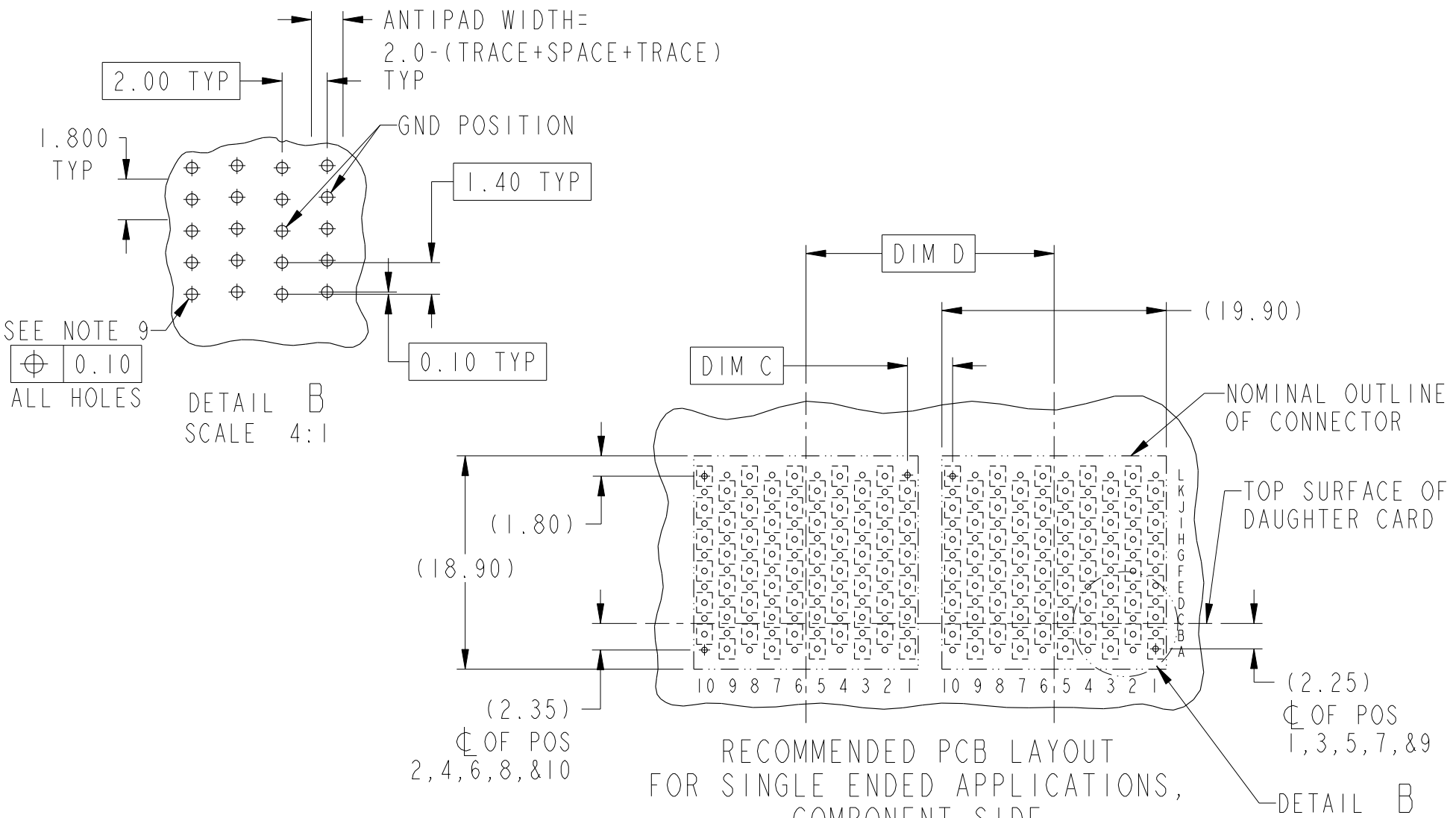
2



Copyright FCI.



Copyright FCI.



RECOMMENDED PCB LAYOUT
FOR SINGLE ENDED APPLICATIONS,
COMPONENT SIDE
(TWO ADJACENT FOOTPRINTS SHOWN)
NOTES 6 & 7

ADJACENT HEADER WIDTHS	DIM C	DIM D
20MM/20MM	2.00	20.00
20MM/22MM	3.00	21.00
22MM/22MM	4.00	22.00



title AirMax VS VERT RECPT ASSY PRESS-FIT, 120 POSITION, 20mm, (SS1)	dwg no 10084601	Rev. B

REV F - 2006-04-17

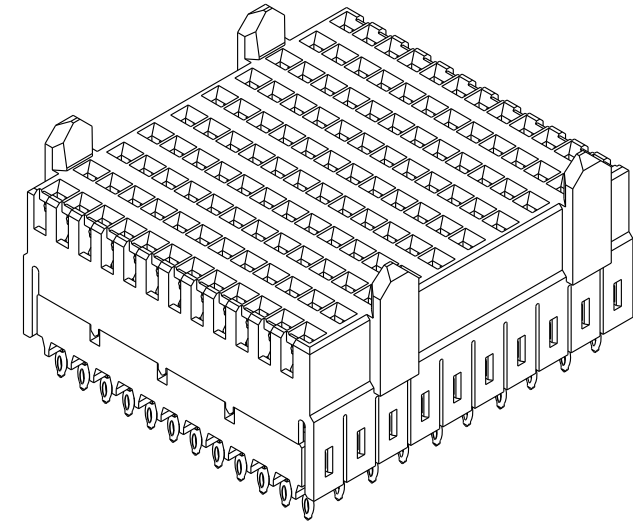
1

2

3

4

PART NUMBER	PRESS-FIT TAIL PLATING TYPE
10084601-101LF	TIN OVER NICKEL (LEAD FREE)



NOTES:

- 1. CONNECTOR MATERIALS:
HOUSING: HIGH TEMP THERMOPLASTIC, NATURAL, UL94V-0
IMLA PLASTIC: HIGH TEMP THERMOPLASTIC, BLACK, UL94V-0
CONTACT: COPPER ALLOY
- 2. CONTACT PLATING:
SEPARABLE INTERFACE:
PERFORMANCE-BASED PLATING, QUALIFIED TO MEET THE REQUIREMENTS
OF FCI PRODUCT SPECIFICATION GS-12-239, INCLUDING TELCORDIA
GR-1217-CORE (NOVEMBER 1995) CENTRAL OFFICE.
PRESS-FIT TAILS: SEE TABLE
- 3. PRODUCT SPECIFICATION: GS-12-239
- 4. APPLICATION SPECIFICATION: GS-20-035
- 5. PRODUCT MARKING, (PART NUMBER & LOT CODE),
ON THIS SURFACE
- 6. REFER TO CUSTOMER DRAWING 10035911 FOR INFORMATION
REGARDING PCB LAYOUT OF POWER AND GUIDE MODULES
RELATIVE TO SIGNAL MODULES
- 7. POSITION F OF ODD NUMBERED COLUMNS AND POSITION G
OF EVEN NUMBERED COLUMNS CORRESPOND TO EARLY MATE
HEADER PINS
- 8. THERE IS NO GROUND BUSSING WITHIN THE CONNECTOR SYSTEM
- 9. SEE CUSTOMER DRAWING 10045979 FOR INFORMATION ON PCB HOLE
DIAMETER AND PLATING OPTIONS
- 10. THIS PRODUCT MEETS EUROPEAN UNION DIRECTIVES AND OTHER
COUNTRY REGULATIONS AS DESCRIBED IN GS-22-008
- 11. THE HOUSING WILL WITHSTAND EXPOSURE
TO 260°C PEAK TEMPERATURE FOR
40 SECONDS IN A CONVECTION, INFRA-RED
OR VAPOR PHASE REFLOW OVEN
- 12. PACKAGING MEETS GS-14-920 LEAD FREE
LABELING SPECIFICATION

A

B

C

D

A

B

C

D

Copyright FCI.

2

FCI	title	AirMax VS VERT RECPT ASSY	dwg no	10084601	Rev.	B
	catalog no	PRESS-FIT, 120 POSITION, 20mm	-	CUSTOMER	sheet 4 of 4	