THIS DRAWING IS UNPUBLISHED. RELEASED FOR PUBLICATION -,- .
© COPYRIGHT - BY TYCO ELECTRONICS CORPORATION. ALL INTERNATIONAL RIGHTS RESERVED.

LOC	DIST
—	—

REVISIONS

P	LTR	DESCRIPTION	DATE	DWN	APVD
	B1	REVISED PER ECO-09-003235	10FEB09	HMR	CR

MATERIAL:
HOUSING: POLYAMIDE 66, UL94V-0, COLOR: BLACK
TERMINAL: BRASS, TIN PLATED
SCREW: STEEL, NICKEL PLATED

ELECTRICAL:
CURRENT RATING: 15A, 300V
INSULATION WITHSTANDS: 2000V, 1 MIN
INSULATION RESISTANCE: 2000Mohm, 500VDC
WIRE RANGE: 16-22 AWG

ENVIRONMENTAL:
OPERATION TEMP.: -40° TO +105° C
SCREW TORQUE: 12 LB-IN

1. RECOMMENDED STACKING NOT TO EXCEED 16 POSITIONS.

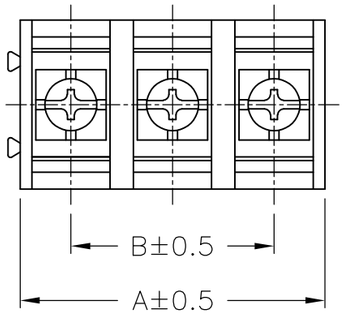

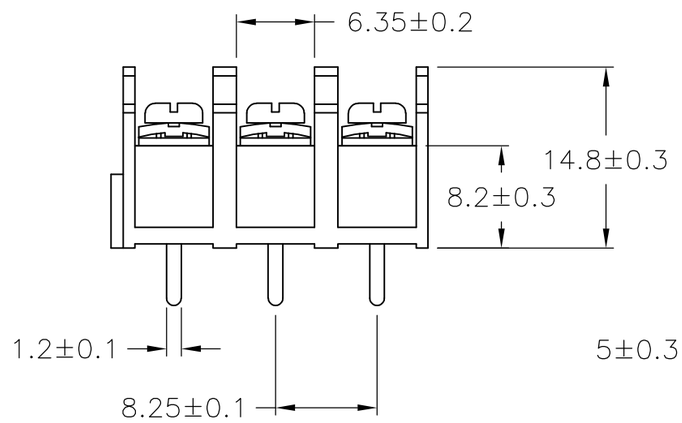

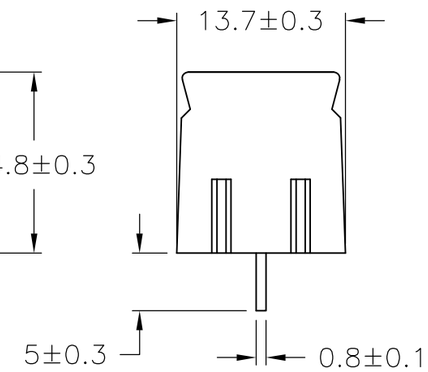

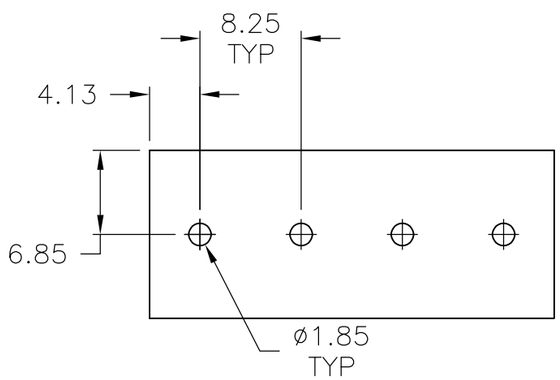

RECOMMENDED PCB LAYOUT

DIM B	DIM A	NO OF POS	PART NUMBER
123.75	132.00	16	1-1977477-6
115.50	123.75	15	1-1977477-5
107.25	115.50	14	1-1977477-4
99.00	107.25	13	1-1977477-3
90.75	99.00	12	1-1977477-2
82.50	90.75	11	1-1977477-1
74.25	82.50	10	1-1977477-0
66.00	74.25	9	1977477-9
57.75	66.00	8	1977477-8
49.50	57.75	7	1977477-7
41.25	49.50	6	1977477-6
33.00	41.25	5	1977477-5
24.75	33.00	4	1977477-4
16.50	24.75	3	1977477-3
8.25	16.50	2	1977477-2

THIS DRAWING IS A CONTROLLED DOCUMENT.

DIMENSIONS: mm

TOLERANCES UNLESS OTHERWISE SPECIFIED:

0 PLC	± -
1 PLC	± 0.3
2 PLC	± 0.25
3 PLC	± -
4 PLC	± -
ANGLES	± 2°

MATERIAL: -

FINISH: -

DWN S SCHLEGEL 16SEP2008
CHK S MACE 9/16/08
APVD S MACE 9/16/08
PRODUCT SPEC —
APPLICATION SPEC —
WEIGHT —

Tyco Electronics
Tyco Electronics Corporation
Harrisburg, PA 17105-3608

NAME: DUAL BARRIER, TERMINAL BLOCK 8.25mm PITCH

SIZE	CAGE CODE	DRAWING NO	RESTRICTED TO
A3	00779	C-1977477	—

CUSTOMER DRAWING

SCALE	SHEET	REV
NTS	1 OF 1	B1