

THIS DRAWING IS UNPUBLISHED.

RELEASED FOR PUBLICATION

2011

LOC -

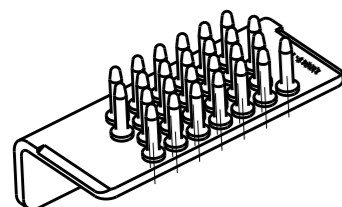
DIST -

REVISIONS

© COPYRIGHT 2011

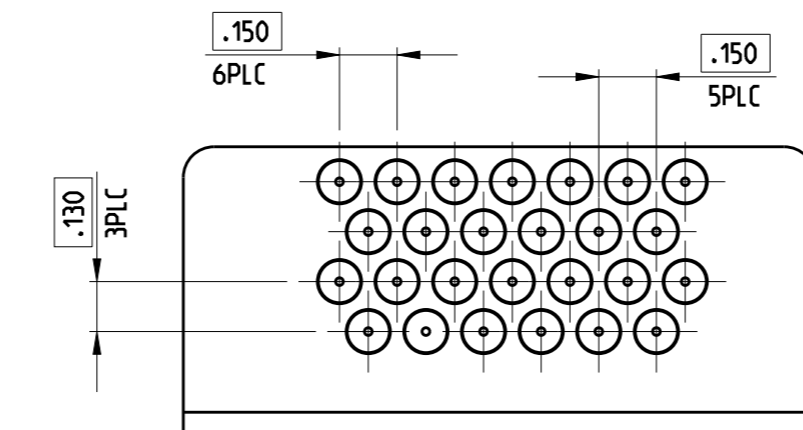
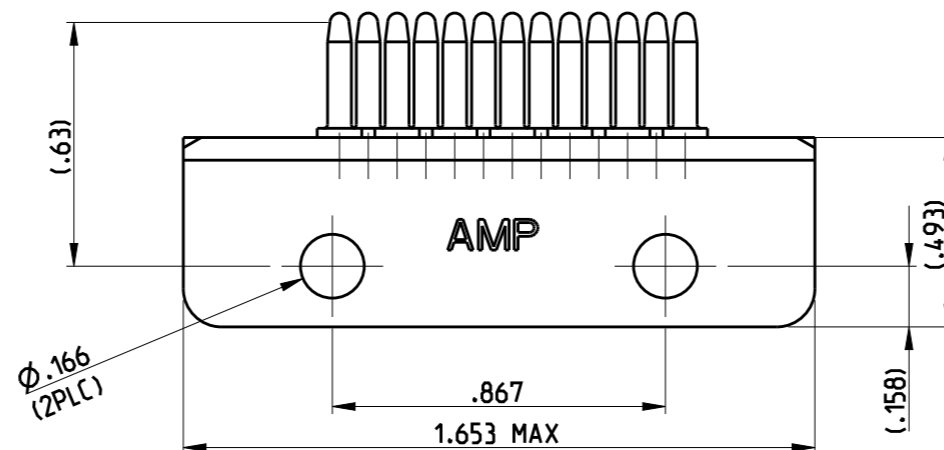
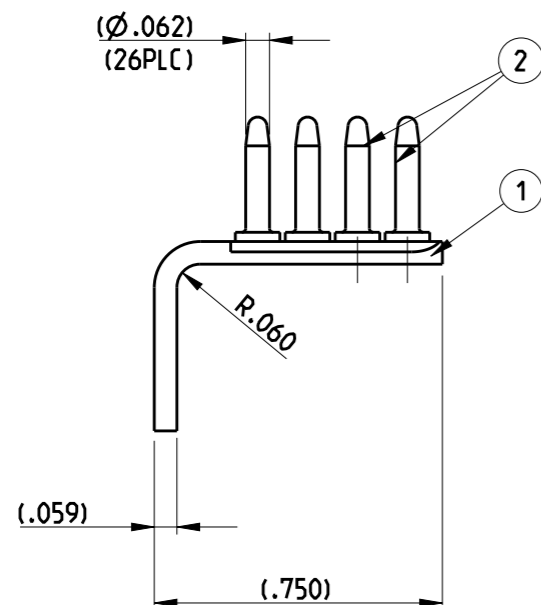
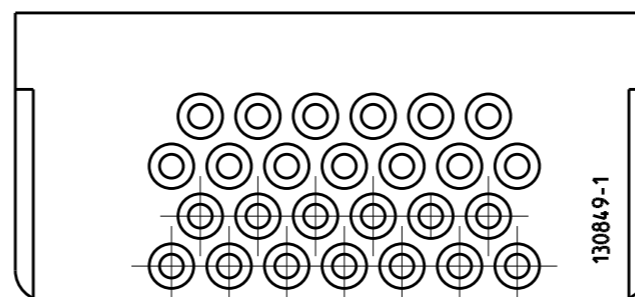
ALL RIGHTS RESERVED.

P	LTR	DESCRIPTION	DATE	DWN	APVD
	A	FIRST RELEASE	30AUG2011	JT	YP
	B	UPDATE NOTE 2 CLARIFICATIONS	18JUN2013	JT	YP
	C	ADDED NOTE 1	22MAR2019	LN	YP



SCALE 1:1

130849-1 AS SHOWN



- 1. MATES TO 130852-2 OR 130852-3
- 2 .000030 MIN AU OVER NICKEL
- 3 .00016 MIN Sn OVER Cu UNDERLAYER

FINISH	MATERIAL	QTY	DESCRIPTION	ITEM
2	BRASS	26	PIN	2
3	BRASS	1	BRACKET	1

130849-1
PART NUMBER

THIS DRAWING IS A CONTROLLED DOCUMENT.

DWN J.THUEZ 29/08/11

CHK Y.PETRONIN 29/08/11

APVD Y.PETRONIN 29/08/11

PRODUCT SPEC

APPLICATION SPEC

WEIGHT 20.3g

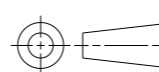
Customer Drawing

STE TE Connectivity

NAME BRACKET GROUNDING 26 PINS

SIZE A3 CAGE CODE 00779 DRAWING NO C-130849 RESTRICTED TO -

DIMENSIONS:
INCHES



TOLERANCES UNLESS OTHERWISE SPECIFIED:

- 0 PLC ±.
- 1 PLC ±.1
- 2 PLC ±.02
- 3 PLC ±.005
- 4 PLC ±
- ANGLES ±1°

MATERIAL SEE TABLE

FINISH SEE TABLE

SCALE 2:1

SHEET 1 OF 1

REV C