

INDICATOR LIGHTS FOR LP3 & LP5 SERIES

The LPL Indicator Light series offers an excellent means of indicating the activity of a circuit by providing a visual on/off indication of process conditions. The LPL series is ideally suited as part of a panel mounted indicator for control panels, instrumentation and front panel fault indicators.

The LPL series is manufactured to the highest standards and built to withstand harsh environments, offering anodized aluminum alloy cases with seal options of moistureproof and dusttight to IP64 or watertight to IP68S. The LPL series offers long life LED lighting in a variety of colors and can accommodate 2 to 24VDC power.

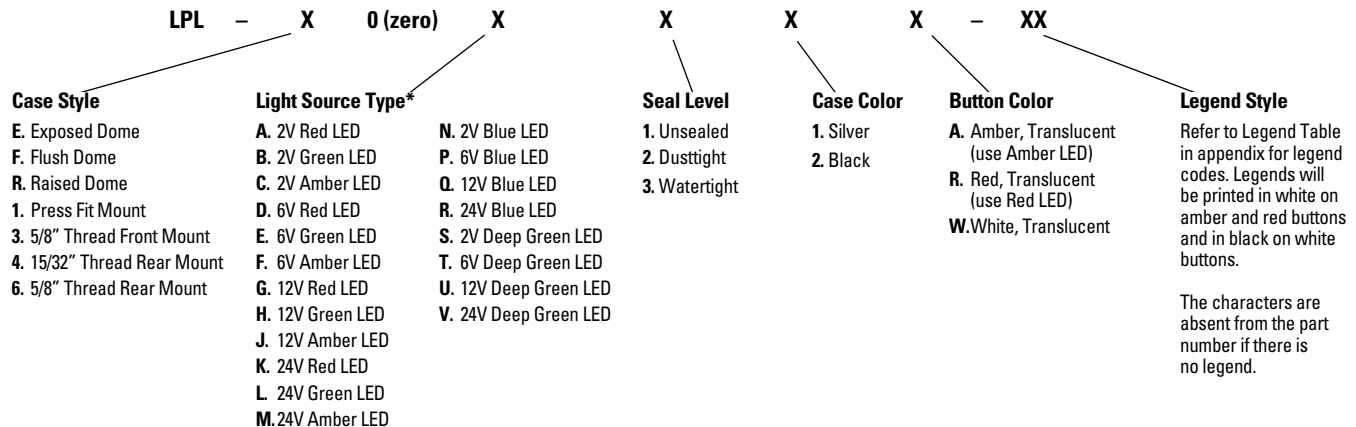
Features:

- **Seal options include:**
 1. **Watertight per MIL-PRF-8805, Design 3 and watertight 1 meter to IP68S**
 2. **Dusttight per MIL-PRF-8805, Design 2 and Dusttight/protected against splashing water per IP64**
 3. **Unsealed**
- **LED lighted with the ability to accommodate 2, 6, 12 & 24VDC power and includes reverse voltage protection**
- **Tall and dome style buttons in translucent white, red & amber permitting sublimated & pad printed legends**
- **15/32" & 5/8" thread, press fit & dome case styles available**
- **Built-in current limiting resistor & reverse polarity protection**
- **Looks identical to the LP3 & LP5 series to provide a cohesive panel look**
- **RoHS/WEEE/Reach compliant**



Standard Characteristics/Ratings:		
LIGHTING:		
Light Source Voltage (DC)	Actual Voltage Nominal (DC)	Voltage Max (DC)
2	2	2.6
6	7	8
12	13.5	14.5
24	28	28.6
Seal:	Options include: <ul style="list-style-type: none"> • Watertight per MIL-PRF-8805, Design 3 and IP68S • Dusttight per MIL-PRF-8805, Design 2 and IP64 • Unsealed 	
Operating Temp Range: -55°C to +85°C		
MATERIALS:		
Case:	Anodized aluminum alloy	
Button:	Thermoplastic	
Terminals:	Brass	
Mounting Hardware:	Hex nut, lockwasher and panel gasket when applicable	

LPL PART NUMBER CODE



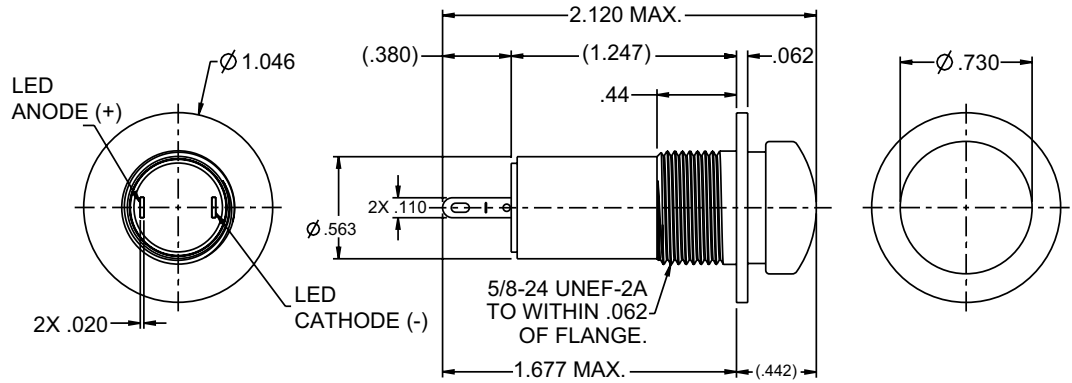
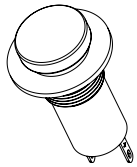
* 2V LED's are intended for use with an external resistor. See LED voltage chart in appendix for details on the approximate value of the resistor.
All green and blue LEDs are recommended for use with translucent button color white only.
For super bright LEDs, contact factory.

PUSHBUTTONS

LED ILLUMINATED & SEALED

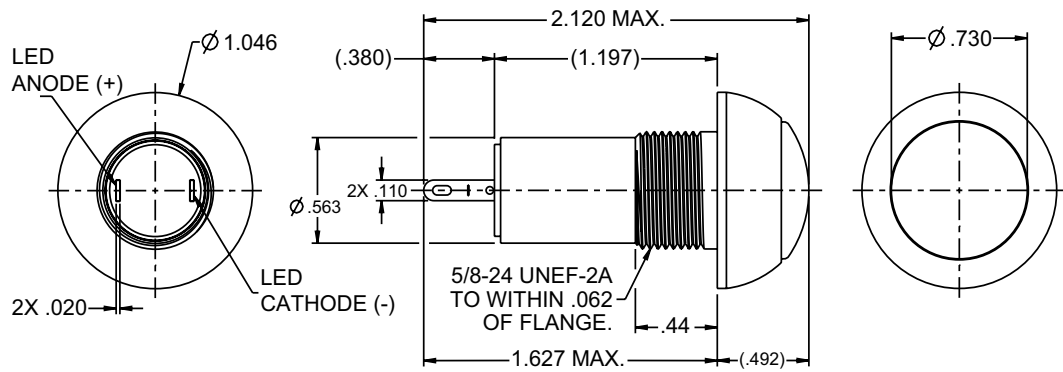
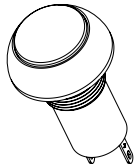
LPL-E0

Exposed Dome Button



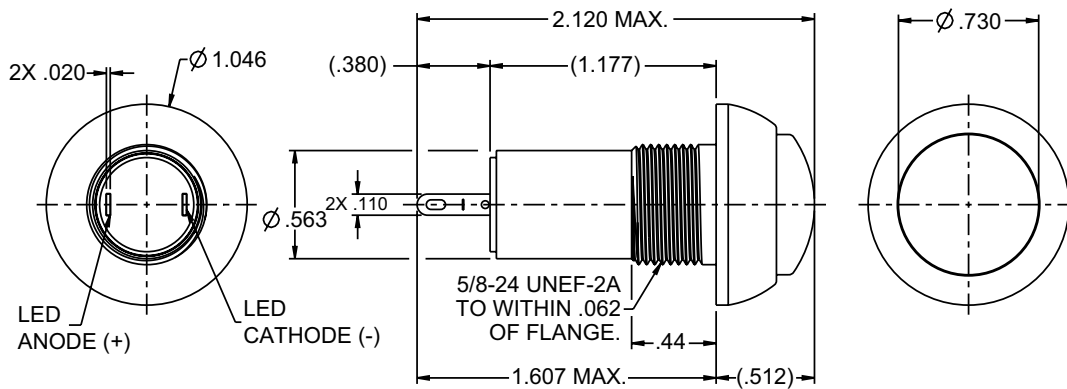
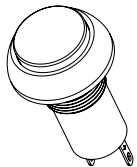
LPL-F0

Flush Dome Button



LPL-R0

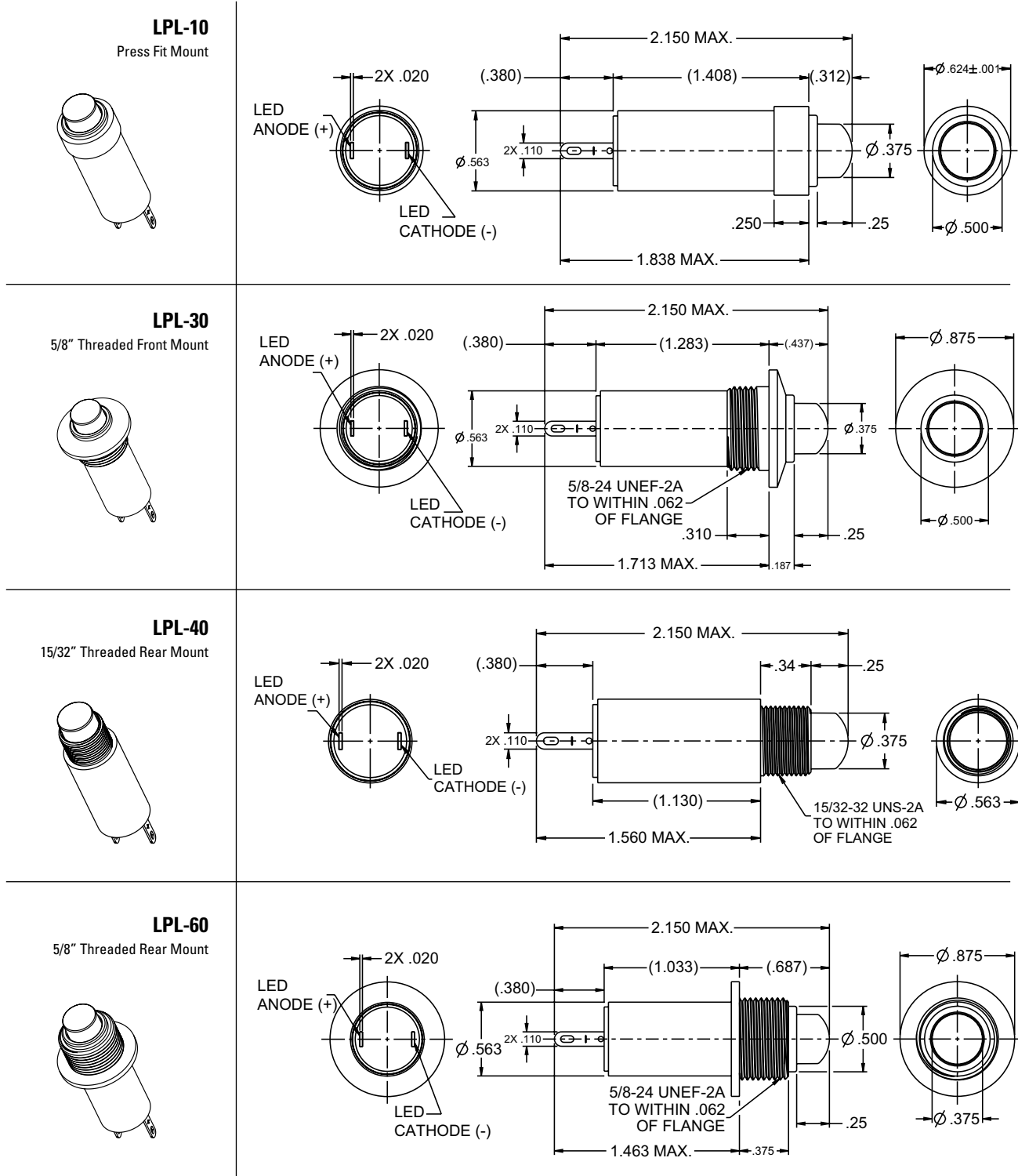
Raised Dome Button



LPL INDICATOR LIGHTS

LPL
INDICATOR
LIGHTS

LED ILLUMINATED & SEALED



PUSHBUTTONS