

THIS COPY IS PROVIDED ON A RESTRICTED BASIS AND IS NOT TO BE USED IN ANY WAY DETRIMENTAL TO THE INTERESTS OF PANDUIT CORP.

PANDUIT P/N	WEIGHT
CMRPSV20STL	13 lb (5.9 kg)

NOTES:

1. IDENTIFICATION: VERTICAL, (20) 5-20R  
120V / 20A / SINGLE-PHASE POU

PART NO.	COLOR
CMRPSV20STL	BLACK

2. ACCESSORY COMPONENTS:  
(4) #10-32 x 1/2" MOUNTING SCREWS  
(4) #12-24 x 1/2" MOUNTING SCREWS  
(2) #10-32 LOCKING COLLAR SCREWS  
(2) L-BRACKETS

3. DIMENSIONS IN PARENTHESES ARE METRIC (mm).

4. SURGE SUPPRESSION UP TO 330V OR 720 JOULES.

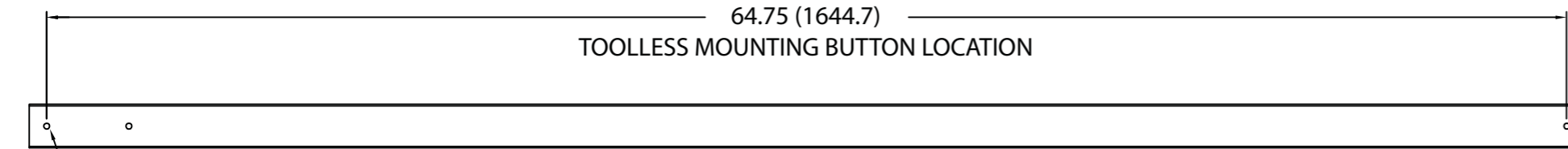
5. UL® & c-UL® LISTED 1950.

6. RoHS COMPLIANT.


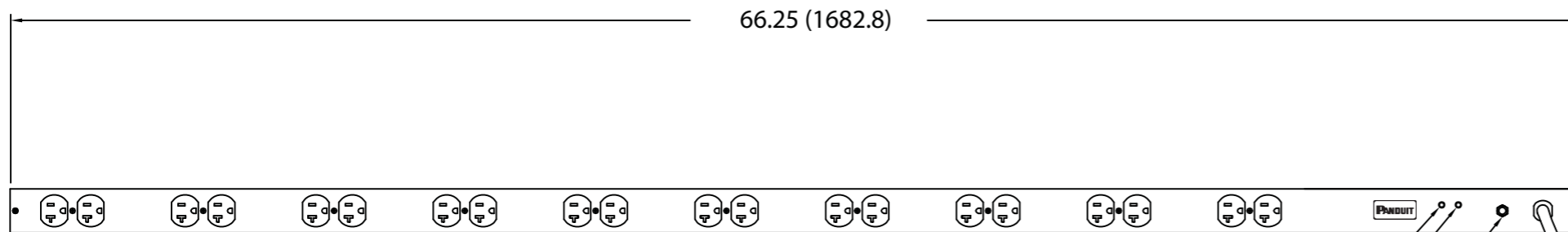
7. VISIT OUR ON-LINE CATALOG AT WWW.PANDUIT.COM FOR A CURRENT LIST OF PRODUCTS APPLICABLE FOR USE WITH THIS PART.

8. MAXIMUM AVAILABLE INPUT POWER = 1.9 KW


9. INSTALLATION SHALL COMPLY WITH ALL APPLICABLE NATIONAL, STATE, AND LOCAL CODES.



TOOLLESS MOUNTING  
BUTTON 2X



PLUG  
20 AMP, 125V, SINGLE-PHASE  
TWIST LOCK  
NEMA L5-20P



TWENTY-FOUR (20)  
RECEPTACLES  
20 AMP, 125V  
STRAIGHT BLADE  
NEMA 5-20R

REV	DATE	BY	CHK	DESCRIPTION	ECN	R	CUST	SUP	OTH
01A	9-13-12	PIP	MRWA	A. ADDED NOTE #9.	09V098YN				
00A	10-26-11	MRWA	KRKE	RELEASED TO PRODUCTION	09V098YN				

MODEL FILENAME	09V098YN/01.PRT
CAD FILENAME/LAYERS	09V098YN_DC/01A.PRT
<b>PANDUIT</b> CORP TINLEY PARK, ILLINOIS	
VERTICAL, (20) 5-20R POWER OUTLET UNIT CUSTOMER DRAWING	
UNLESS OTHERWISE SPECIFIED, DIMENSIONAL TOLERANCES ARE: INCHES X.X +/- 0.03 [METRIC - MILLIMETER] X.X +/- 0.8 ANGLE X.XX +/- 0.015 X.X +/- 0.4 +/- 1° X.XXX +/- 0.005 X.XX +/- 0.13	
UNLESS OTHERWISE SPECIFIED, ALL DIMENSIONS ARE GIVEN IN INCHES, THIRD ANGLE PROJECTION	
DRAWN BY	MRWA
DATE	10-26-11
CHK'D	KRKE
SCALE	NONE
DRAWING NO.	09V098YN
DWG SIZE	B