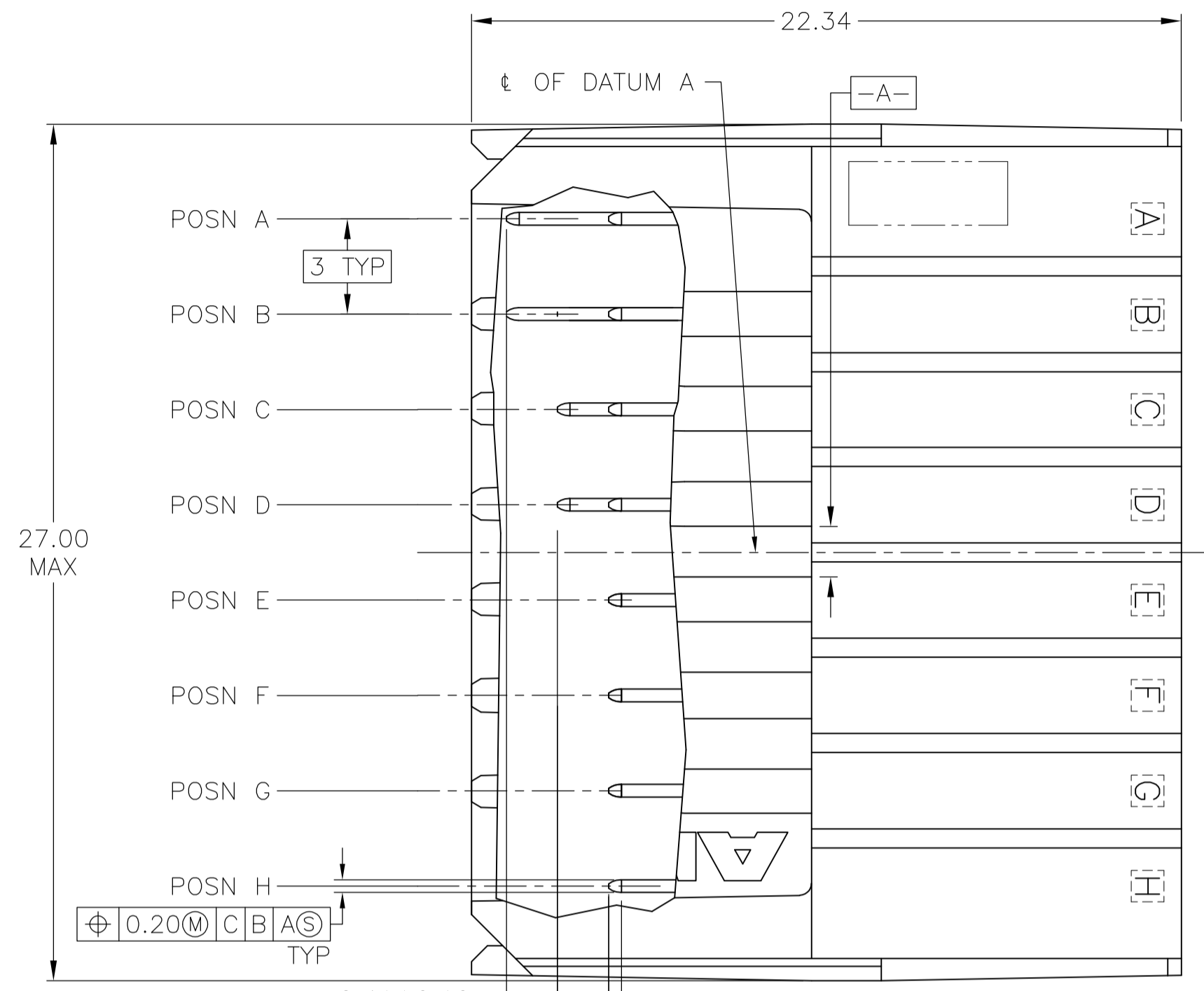
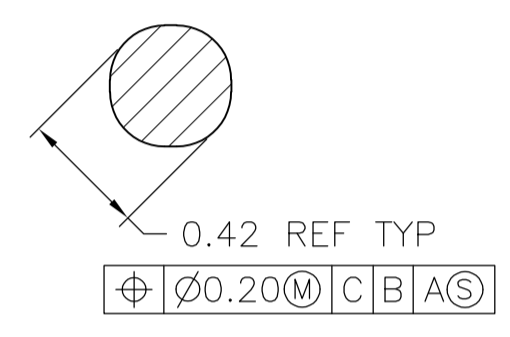


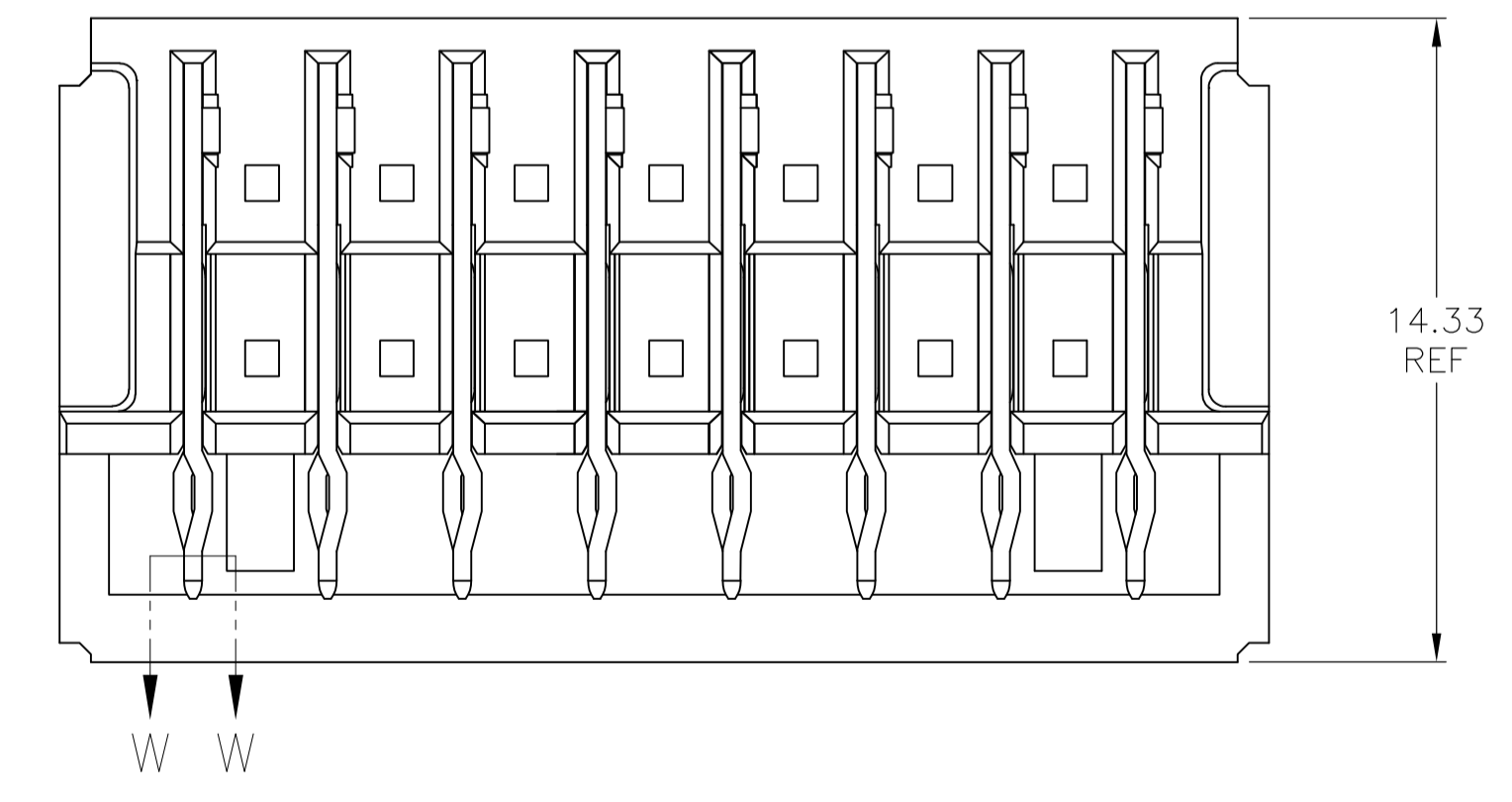
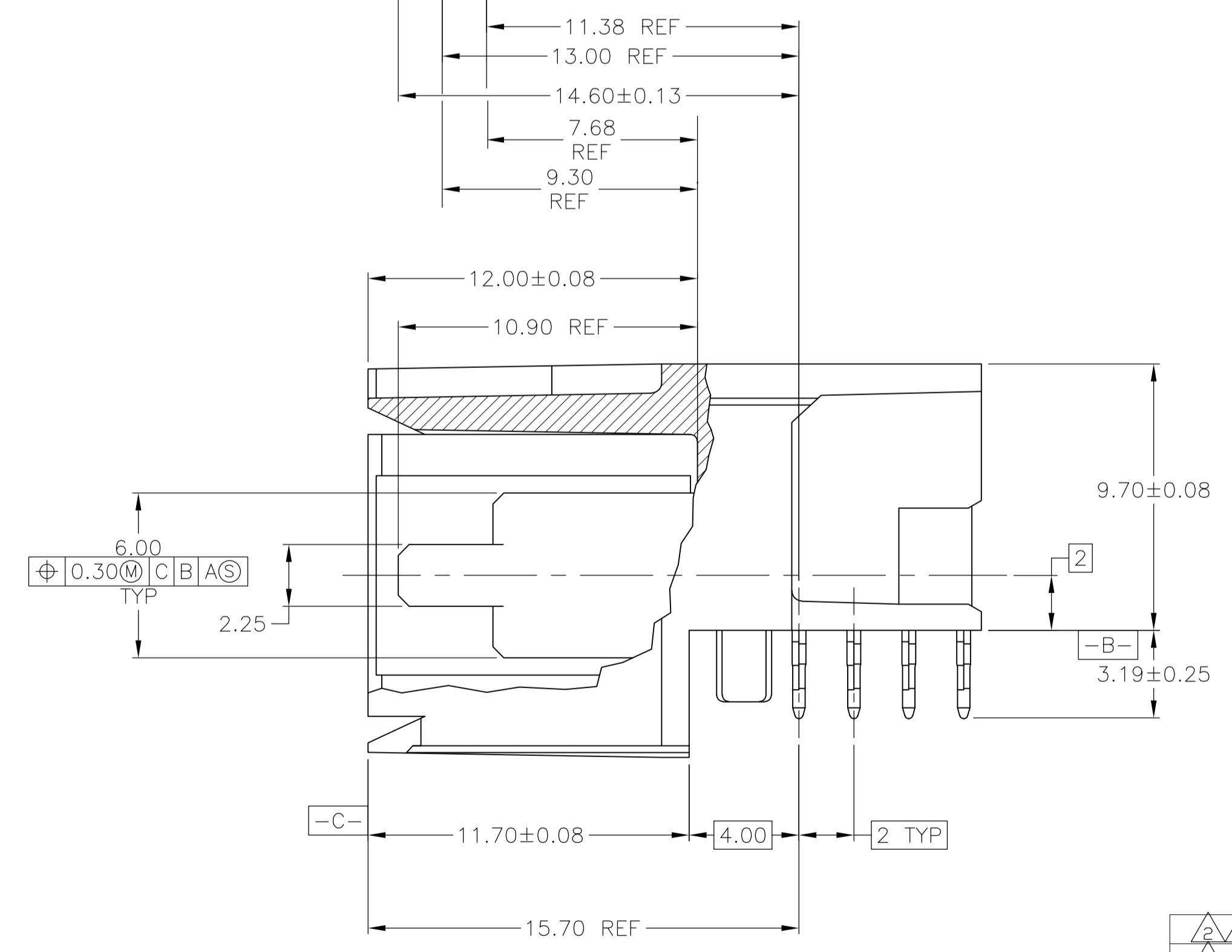
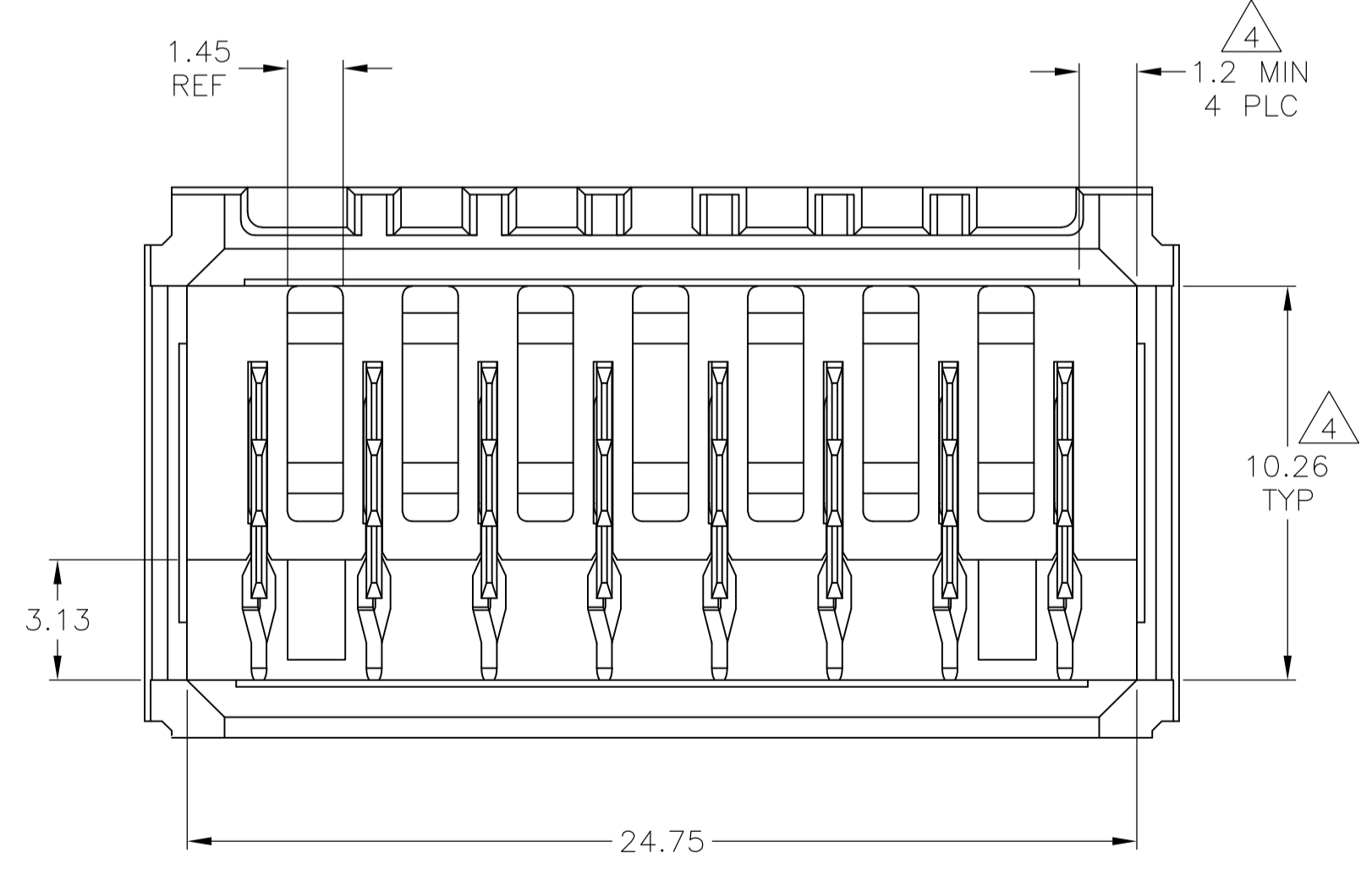
RECOMMENDED PCB HOLE LAYOUT



- 1 MATERIAL: HOUSING: POLYESTER. COLOR: GRAY. UL 94V-0. CONTACT: HIGH CURRENT COPPER ALLOY.
- 2 FINISH: CONTACT MATING AREA: 1.27µm MIN GOLD OR 0.08µm MIN GOLD OVER 0.76µm MIN PALLADIUM-NICKEL. ACTION PIN AREA: 0.5µm MIN TIN LEAD PLATE, ALL OVER 1.27µm MIN NICKEL UNDERPLATE.
- 3 FINISH: CONTACT LUBRICATION WITH BELLCORE APPROVED LUBRICANT. TECHNICAL REFERENCE: GR-1217-CORE, ISSUE 1, NOVEMBER 1995.
- 4 THE 10.26±0.13 DIMENSION APPLIES IN THIS AREA.
- 5 REFERENCE APPLICATION SPEC 114-1103 FOR RECOMMENDED PLATED THRU HOLE DIAMETER AND PLATING THICKNESSES.
- 6. CURRENT RATING 16A/CONTACT PER PRODUCT SPEC 108-1651.



SECTION W-W
SCALE 40:1



2/3	A,B,C,D,E,F,G,H	-	-	8	1645502-3
2/3	-	A,B,C,D,E,F,G,H	-	8	1645502-2
2/3	E,F,G,H	A,B,C,D	-	8	1645502-1
FINISH	POSITIONS LOADED WITH 10.90 REF CONTACTS	POSITIONS LOADED WITH 9.30 REF CONTACTS	POSITIONS LOADED WITH 7.68 REF CONTACTS	NO OF LOADED POSITIONS	PART NUMBER

THIS DRAWING IS A CONTROLLED DOCUMENT.

DIMENSIONS: mm	TOLERANCES UNLESS OTHERWISE SPECIFIED:	0 PLC ± -	1 PLC ± -	2 PLC ± 0.13	3 PLC ± -	4 PLC ± -	ANGLES ± -
MATERIAL	FINISH	SIZE	CAGE CODE	DRAWING NO	RESTRICTED TO		
1	2/3	A1	00779	1645502	-		

THIS DRAWING IS A CONTROLLED DOCUMENT. D. HUMBERT 13APR2009 G. GRIFFITH 14APR2009 G. GRIFFITH 14APR2009 Tyco Electronics Corporation Harrisburg, Pa 17105-3608

ASSEMBLY, RIGHT ANGLE HEADER, W/ RETENTION PEGS, UNIVERSAL POWER MODULE

CUSTOMER DRAWING SCALE 6:1 SHEET 1 OF 1 REV B