Alle Rechte vorbehalten/ *All rights reserved*

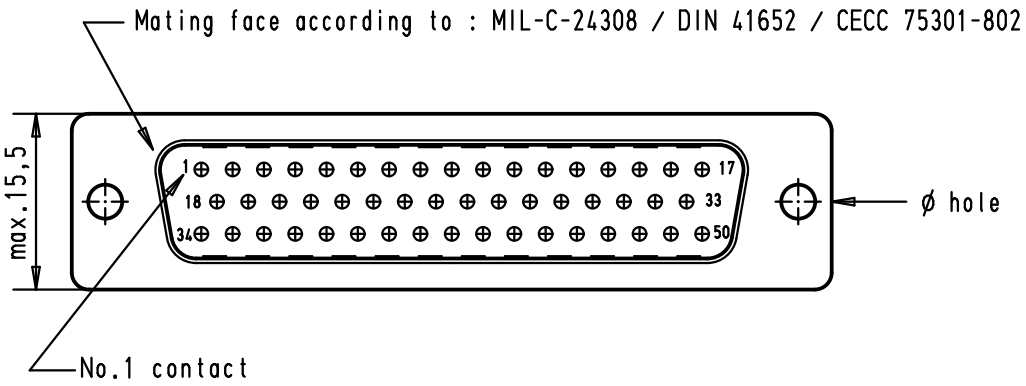

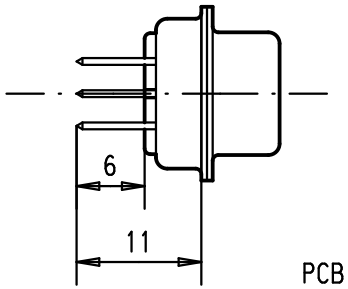

assembly position

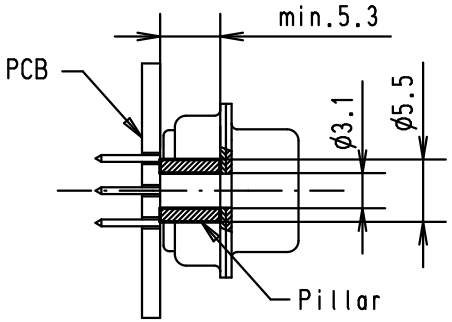

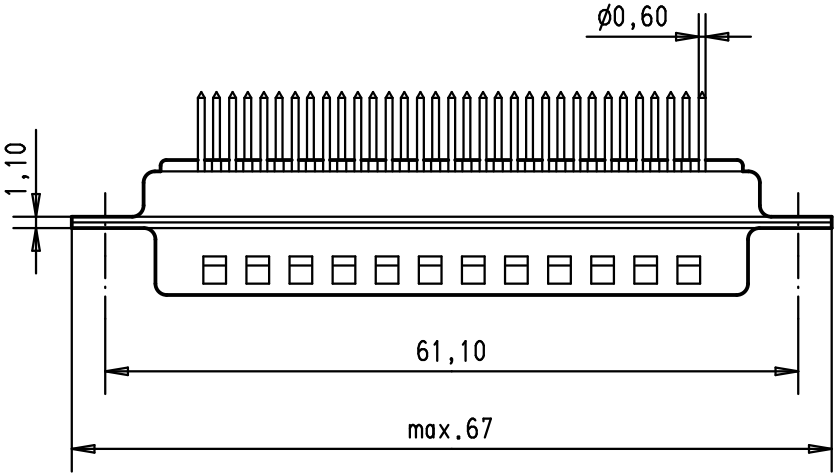

PCB layout hole
component side
(PCB holes plating : Tin)

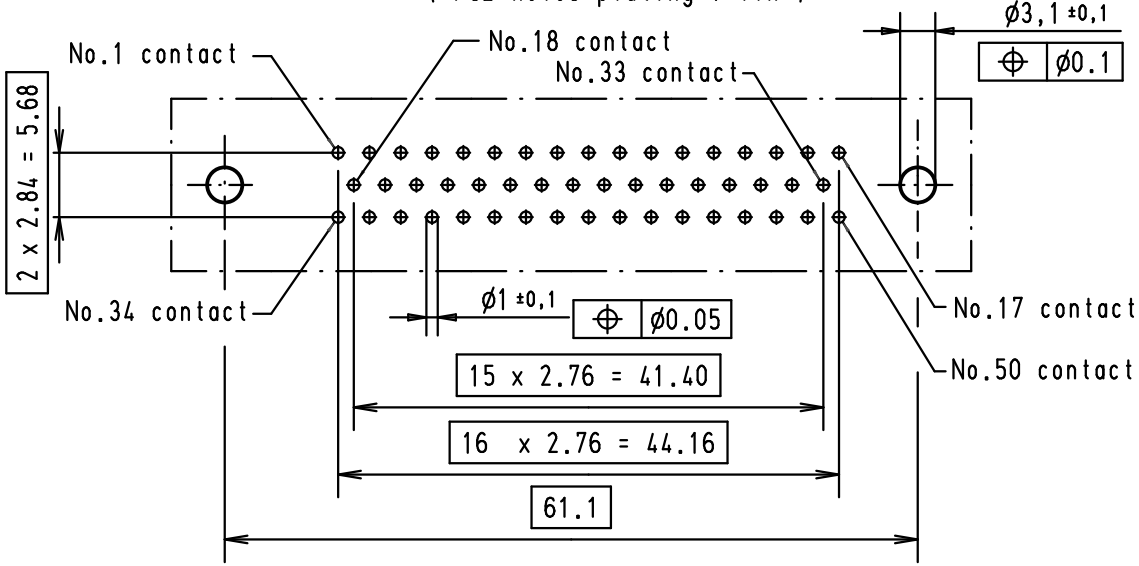

Part number	ø hole	Performance level	Mod.	Dat.	Name
09 67 050 5656	3.1 ± 0.1	1			
09 67 050 5655	3.1 ± 0.1	2	32991	01/09/05	JMDR
09 67 050 5654	3.1 ± 0.1	3	29766	09-APR-02	CV
			27993	04/04/01	AF

	Dat.	Name
Detail.	04/04/01	AF
Insp.		
Stand.		

All Dim. in mm
Orig. Size DIN A 4

D-Sub, Male, Straight, 50 Poles
with turned solder contacts
and hole

Maßstab/ *Scale* 1.5:1

HARTING EURL
F-95972 Paris

TB 0967050565x

Sub.

Blatt/ *Page* 1/2