



Main

Range of product	Zelio Analog
Product or component type	Voltage/current converter
Analogue input type	Current 0...20 mA Current 4...20 mA Voltage +/- 10 V DC Voltage 0...10 V DC
Analogue output type	Current 0...20 mA <= 500 Ohm switchable Current 4...20 mA <= 500 Ohm switchable Voltage +/- 10 V >= 100 kOhm switchable Voltage 0...10 V >= 100 kOhm switchable

Complementary

Protection type	Overvoltage protection on output (+/- 30 V) Reverse polarity protection on output Short-circuit protection on output
Analogue output voltage	11...15 V, output selected - 10...10 V, when no input or input wire broken, input selected is voltage 11...15 V, output selected 0...10 V, when no input or input wire broken, input selected is voltage -15...0 V, output selected 0...20 mA, when no input or input wire broken, input selected is current -15...0 V, output selected 4...20 mA, when no input or input wire broken, input selected is current
Analogue output current	22...30 mA, output selected 0...20 mA, when no input or input wire broken, input selected is voltage 22...30 mA, output selected 4...20 mA, when no input or input wire broken, input selected is voltage 0...-30 mA, output selected 0...20 mA, when no input or input wire broken, input selected is current 4...-30 mA, output selected 4...20 mA, when no input or input wire broken, input selected is current
[Us] rated supply voltage	24 V DC +/- 20 %, isolated
Current consumption	<= 70 mA voltage output <= 90 mA current output
Local signalling	LED green (power ON)
Measurement error	+/- 1 % of full scale at 20 °C +/- 10 % of full scale at 20 °C (electromagnetic interference of 10 V/m)
Repeat accuracy	+/- 0.2 % full scale at 20 °C +/- 0.6 % full scale at 60 °C
Temperature coefficient	200 ppm/°C
Clamping connection capacity	1 x 2.5 mm ² 2 x 1.5 mm ²
Tightening torque	5.31...9.73 lbf.in (0.6...1.1 N.m)
Marking	CE
Surge withstand	0.5 kV 1.2/50 µs conforming to IEC 61000-4-5
[Ui] rated insulation voltage	2 kV
Fixing mode	By screws, mounting plate Clip-on, 35 mm symmetrical DIN rail
Safety reliability data	MTTFd = 21.6 years B10d = 20000
Product weight	0.26 lb(US) (0.12 kg)

Environment

standards	IEC 60584-1 IEC 60947-1
product certifications	CSA GL

The information provided in this documentation contains general descriptions and/or technical characteristics of the products contained herein. This documentation is not intended as a substitute for and is not to be used for determining suitability or reliability of these products for specific user applications. It is the duty of any such user or integrator to perform the appropriate and complete risk analysis, evaluation and testing of the products with respect to the relevant specific application or use thereof. Neither Schneider Electric Industries SAS nor any of its affiliates or subsidiaries shall be responsible or liable for misuse of the information contained herein.

UL

IP degree of protection	IP20 terminal block IP50 housing
fire resistance	1562 °F (850 °C) conforming to IEC 60695-2-1 1562 °F (850 °C) conforming to UL
shock resistance	50 gn 11 ms conforming to IEC 60068-2-27
vibration resistance	5 gn (f = 10...100 Hz) conforming to IEC 60068-2-6
resistance to electrostatic discharge	6 kV (in contact) conforming to IEC 61000-4-2 level 3 8 kV (in air) conforming to IEC 61000-4-2 level 3
resistance to fast transients	1 kV on input-output conforming to IEC 61000-4-4 2 kV on power supply conforming to IEC 61000-4-4
disturbance radiated/conducted	CISPR 11 CISPR 22 group 1 - class B
ambient air temperature for storage	-40...185 °F (-40...85 °C)
ambient air temperature for operation	32...122 °F (0...50 °C) (mounting side by side) 32...140 °F (0...60 °C) (2 cm spacing)
pollution degree	2 conforming to IEC 60664-1

Offer Sustainability

WARNING: This product can expose you to chemicals including:

Nickel compounds, which is known to the State of California to cause cancer, and

Di-isodecyl phthalate (DIDP), which is known to the State of California to cause birth defects or other reproductive harm.

For more information go to www.p65warnings.ca.gov

WARNING: This product can expose you to chemicals including:

Nickel compounds, which is known to the State of California to cause cancer, and

Di-isodecyl phthalate (DIDP), which is known to the State of California to cause birth defects or other reproductive harm.

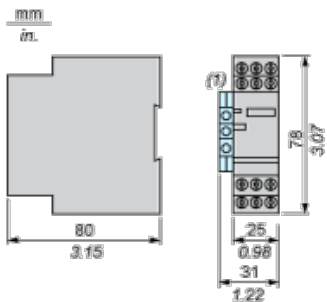
For more information go to www.p65warnings.ca.gov

Contractual warranty

Warranty period 18 months

Analog Interface (Converter)

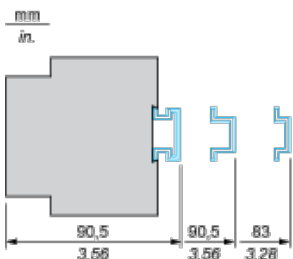
Dimensions



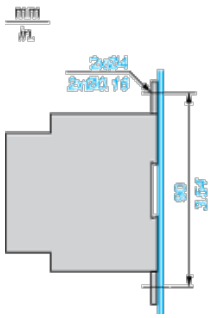
(1) Terminal block AB1TP435U or AB1RRNTP435U2

Mounting

Mounting on Rails AM1****

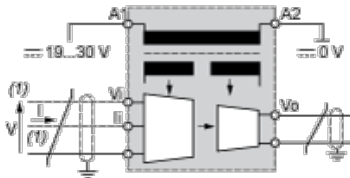


Panel Mounting



Analog Interface: Voltage/Current Converter

Wiring Diagram



(1) Use 1 input only.

The input, output and power supply lines must be kept away from the power cables to avoid effects due to induced interference. The input and output cables must be shielded as indicated in the schemes and must be kept away from each other.