



TO-92



Pin Definition:

1. Emitter
2. Base
3. Collector

PRODUCT SUMMARY

BV_{CBO}	150V
BV_{CEO}	60V
I_C	6A
V_{CE(SAT)}	0.55V @ I _C / I _B = 6A / 300mA

Features

- Excellent gain characteristics specified up to 10A

Structure

- Epitaxial Planar Type

Ordering Information

Part No.	Package	Packing
TSC5988CT B0G	TO-92	1,000pcs / Bulk
TSC5988CT A3G	TO-92	2,000pcs / Ammo

Absolute Maximum Rating (T_a = 25°C unless otherwise noted)

Parameter	Symbol	Limit	Unit
Collector-Base Voltage	V _{CBO}	150	V
Collector-Emitter Voltage	V _{CEO}	60	V
Emitter-Base Voltage	V _{EBO}	6	V
Collector Current	I _C	DC	5
		Pulse	20
Total Power Dissipation	P _{TOT}	1.0	W
Operating Junction Temperature	T _J	+150	°C
Operating Junction and Storage Temperature Range	T _{STG}	- 55 to +150	°C

Electrical Specifications (T_a = 25°C unless otherwise noted)

Parameter	Conditions	Symbol	Min	Typ	Max	Unit
Collector-Base Breakdown Voltage	I _C = 100μA, I _E = 0	BV _{CBO}	150	170	--	V
Collector-Emitter Breakdown Voltage	I _C = 10mA, I _B = 0	BV _{CEO}	60	70	--	V
Emitter-Base Breakdown Voltage	I _E = 100μA, I _C = 0	BV _{EBO}	6	8	--	V
Collector Cutoff Current	V _{CB} = 120V, I _E = 0	I _{CBO}	--	--	50	nA
	V _{CB} = 120V, T _A = 100°C		--	--	1	μA
Emitter Cutoff Current	V _{EB} = 6V, I _C = 0	I _{EBO}	--	--	10	nA
Collector-Emitter Saturation Voltage	I _C = 100mA, I _B = 5mA	V _{CE(SAT)} 1	--	20	50	mV
	I _C = 1A, I _B = 50mA	V _{CE(SAT)} 2	--	50	100	
	I _C = 2A, I _B = 50mA	V _{CE(SAT)} 3	--	125	150	
	I _C = 5A, I _B = 200mA	V _{CE(SAT)} 4	--	260	350	
Base-Emitter Saturation Voltage	I _C = 4A, I _B = 200mA	V _{BE(SAT)}	--	920	1050	mV
Base-Emitter on Voltage	V _{CE} = 1V, I _C = 4A	V _{BE(ON)}	--	840	950	mV
DC Current Transfer Ratio	V _{CE} = 1V, I _C = 10mA	h _{FE} 1	100	--	--	
	V _{CE} = 1V, I _C = 2A	h _{FE} 2	120	200	300	
	V _{CE} = 1V, I _C = 5A	h _{FE} 3	75	140	--	
	V _{CE} = 1V, I _C = 10A	h _{FE} 4	--	70	--	
Transition Frequency	V _{CE} = 10V, I _C = 100mA	f _T	--	130	--	MHz
Output Capacitance	V _{CB} = 10V, f = 1MHz	C _{ob}	--	72	--	pF

Electrical Characteristics Curve (Ta = 25°C, unless otherwise noted)

Figure 1. DC Current Gain vs. Collector Current

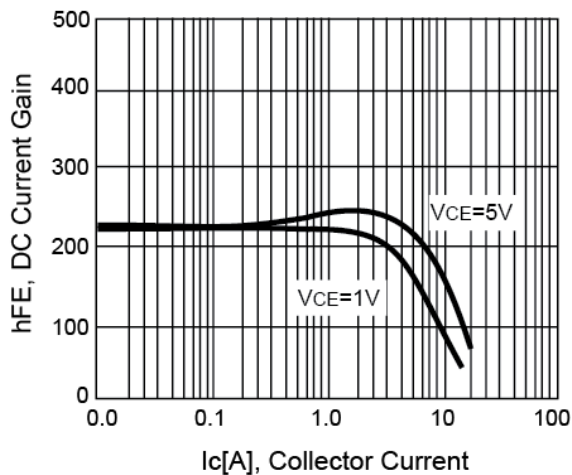


Figure 2. VCE(SAT) vs. Collector Current

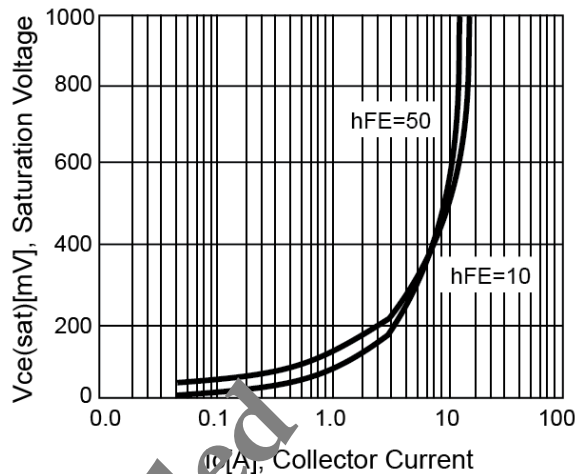


Figure 3. VBE(SAT) vs. Collector Current

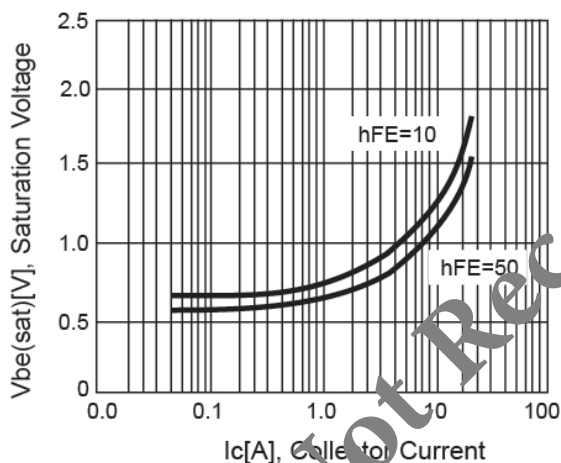


Figure 4. fT vs. Emitter Current

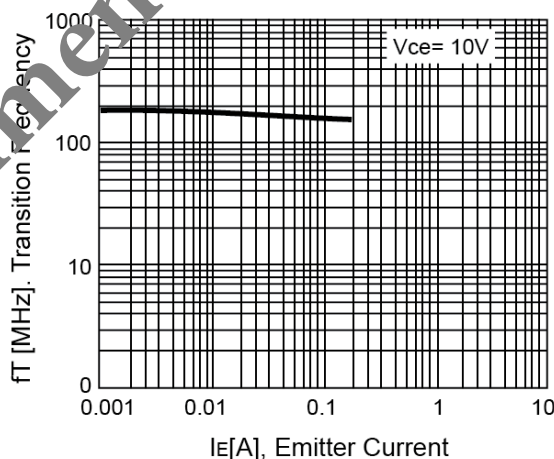


Figure 5. Cob vs. Collector-Base Voltage

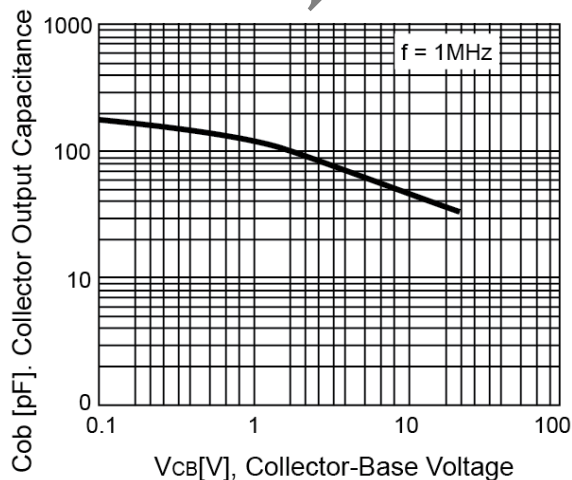
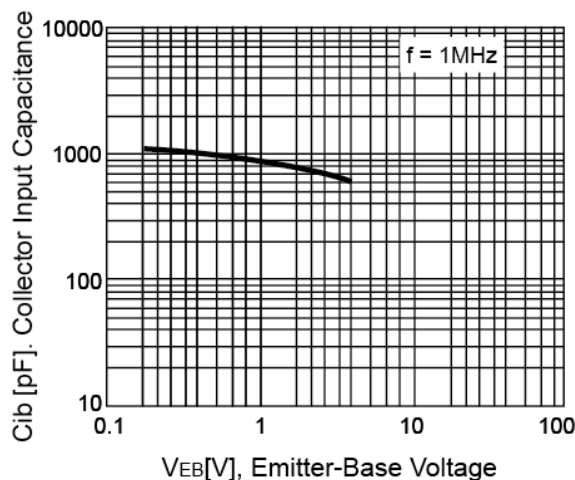


Figure 6. Cib vs. Emitter-Base Voltage



Electrical Characteristics Curve ($T_a = 25^\circ\text{C}$, unless otherwise noted)

Figure 7. Safety Operation Area

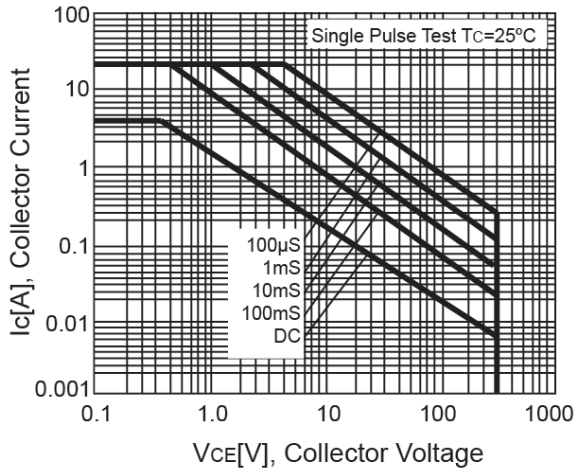
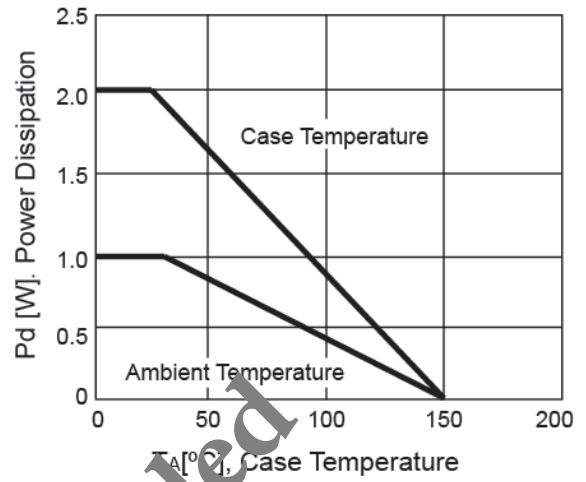
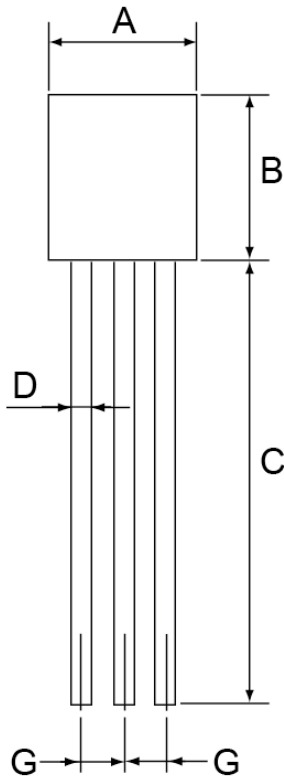


Figure 8. Derating Curve



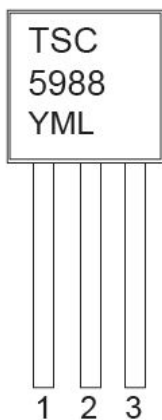
Not Recommended

TO-92 Mechanical Drawing



TO-92 DIMENSION				
DIM	MILLIMETERS		INCHES	
	MIN	MAX	MIN	MAX
A	4.30	4.70	0.169	0.185
B	4.30	4.70	0.169	0.185
C	14.30(typ)		0.563(typ)	
D	0.43	0.49	0.017	0.019
E	1.18	1.28	0.046	0.050
F	3.30	3.70	0.130	0.146
G	1.27	1.31	0.05	0.051
H	0.3	0.43	0.015	0.017

Marking Diagram



- Y** = Year Code
- M** = Month Code for Halogen Free Product
 - O** =Jan **P** =Feb **Q** =Mar **R** =Apr
 - S** =May **T** =Jun **U** =Jul **V** =Aug
 - W** =Sep **X** =Oct **Y** =Nov **Z** =Dec
- L** = Lot Code

Not Recommended

Notice

Specifications of the products displayed herein are subject to change without notice. TSC or anyone on its behalf, assumes no responsibility or liability for any errors or inaccuracies.

Information contained herein is intended to provide a product description only. No license, express or implied, to any intellectual property rights is granted by this document. Except as provided in TSC's terms and conditions of sale for such products, TSC assumes no liability whatsoever, and disclaims any express or implied warranty, relating to sale and/or use of TSC products including liability or warranties relating to fitness for a particular purpose, merchantability, or infringement of any patent, copyright, or other intellectual property right.

The products shown herein are not designed for use in medical, life-saving, or life-sustaining applications. Customers using or selling these products for use in such applications do so at their own risk and agree to fully indemnify TSC for any damages resulting from such improper use or sale.