

# Basler Accessories



## Technical Specification

### **CABLE GIGE CAT6 S/STP ONE END WITH SCREW LOCK HORIZONTAL**

#### **Drag Chain Suitable**

#### **Order Numbers**

**2000027038**

**2000028341**

**2000027039**

**2000029551**

Document Number: DG001384

Version: 02 Language: 000 (English)

Release Date: 2 December 2016

## **Contacting Basler Support Worldwide**

### **Europe, Middle East, Africa**

Basler AG  
An der Strusbek 60–62  
22926 Ahrensburg  
Germany

Tel. +49 4102 463 515  
Fax +49 4102 463 599

[support.europe@baslerweb.com](mailto:support.europe@baslerweb.com)

### **The Americas**

Basler, Inc.  
855 Springdale Drive, Suite 203  
Exton, PA 19341  
USA

Tel. +1 610 280 0171  
Fax +1 610 280 7608

[support.usa@baslerweb.com](mailto:support.usa@baslerweb.com)

### **Asia-Pacific**

Basler Asia Pte. Ltd.  
35 Marsiling Industrial Estate Road 3  
#05–06  
Singapore 739257

Tel. +65 6367 1355  
Fax +65 6367 1255

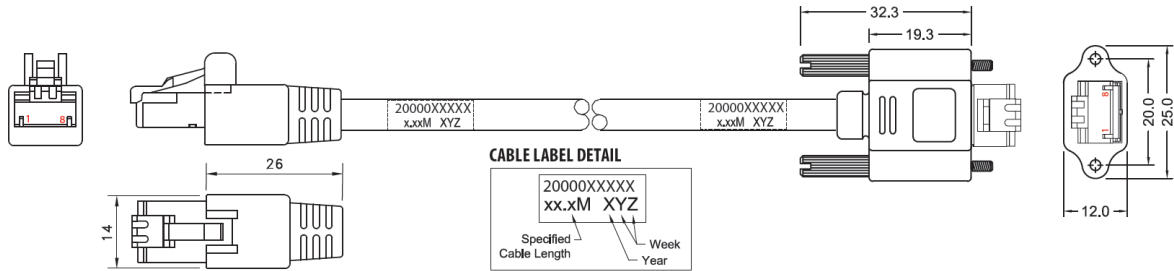
[support.asia@baslerweb.com](mailto:support.asia@baslerweb.com)

[www.baslerweb.com](http://www.baslerweb.com)

**All material in this publication is subject to change without notice and is copyright Basler AG.**

Order Number	Description	Applicable Cameras
2000027038	Cable GigE CAT6 S/STP one end with screw lock horizontal, 5 m	ace GigE, aviator GigE, racer GigE, runner, Basler ToF Camera
2000028341	Cable GigE CAT6 S/STP one end with screw lock horizontal, 10 m	ace GigE, aviator GigE, racer GigE, runner, Basler ToF Camera
2000027039	Cable GigE CAT6 S/STP one end with screw lock horizontal, 20 m	ace GigE, aviator GigE, racer GigE, runner, Basler ToF Camera
2000029551	Cable GigE CAT6 S/STP one end with screw lock horizontal, 25 m	ace GigE, aviator GigE, racer GigE, runner, Basler ToF Camera

Table 1: Cable Type




Dimensions in mm

Fig. 1: Cable Overview

## Suitability for Drag Chain Applications

All cables mentioned in this document have been tested and declared suitable for use in drag chain applications. For test conditions, see Fig. 2. The cables are guaranteed for 1 million bending cycles.

	<p>The bending radius influences the number of bending cycles.</p> <p>A bending radius larger than the one used during testing, leads to an increase in the number of bending cycles. A smaller bending radius has the opposite effect and results in a lower number of bending cycles.</p>
---	---

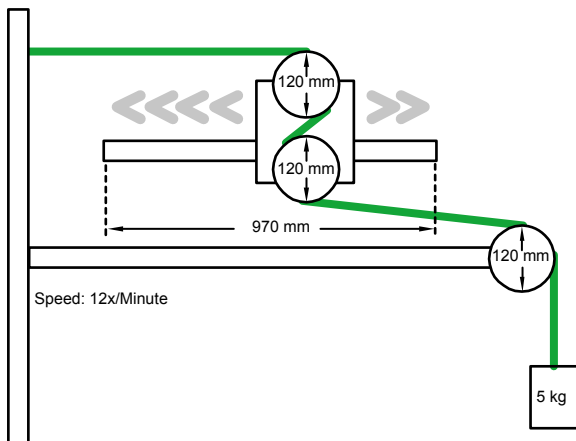


Fig. 2: Test Conditions for Drag Chain Compliance Testing

Read the camera user's manual including the safety warnings before connecting the cable to the camera. The user's manual also contains further information about pin assignments, power requirements, as well as comprehensive information about installing and using the camera.

You can download the user's manual and related documents for your camera free of charge from the Basler website: [www.baslerweb.com](http://www.baslerweb.com).

## Revision History

Doc. ID Number	Date	Changes
DG00138401000	9 Jul 2014	Initial release of this document.
DG00138402000	2 Dec 2016	Added Basler ToF Camera.