

## Certifications & Ratings

- RoHS compliant

## Features & Benefits

- Compatible with automatic placement equipment
- Packaged in 8 mm tape, 7" reel (4000 pcs/reel) and 20 per strip
- Meets EIA-481-1 pkg. std.

## Dimensions

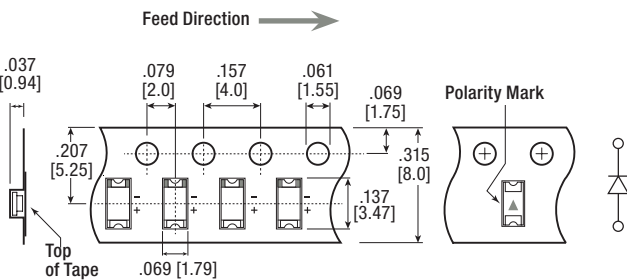


## Part Number Guide

							RoHS Compliant					
5	9	9	-	0	2	X	X	-	0	0	X	F
Color							Packaging Option					
●	Red	1	0					2	20 piece tape			
●	Red-Orange	2	0					7	7" reel			
●	Orange	3	0						4000 pcs/reel			
●	Yellow	4	0									
●	Yellow-Green	6	0									
●	Green	8	1									
●	Blue	9	1									

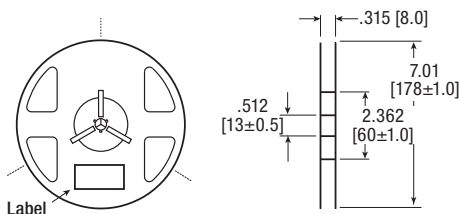
## Tape

Tolerance  $\pm 0.1$  mm unless otherwise noted

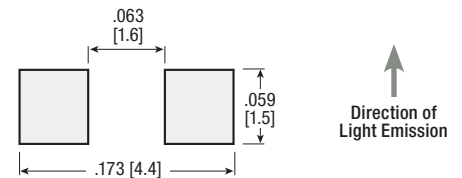


## Reel

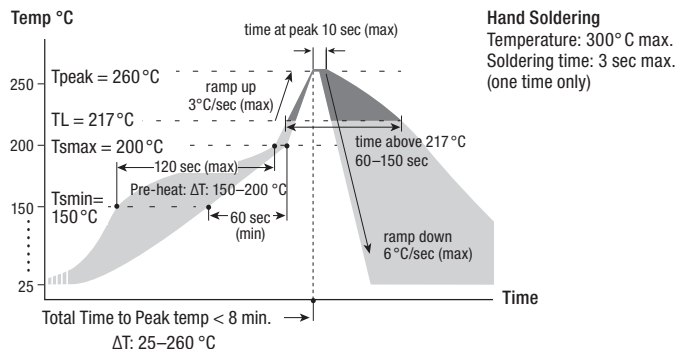
Tolerance  $\pm 0.1$  mm unless otherwise noted



## Soldering

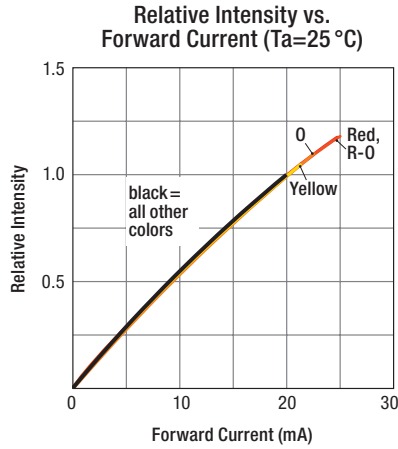
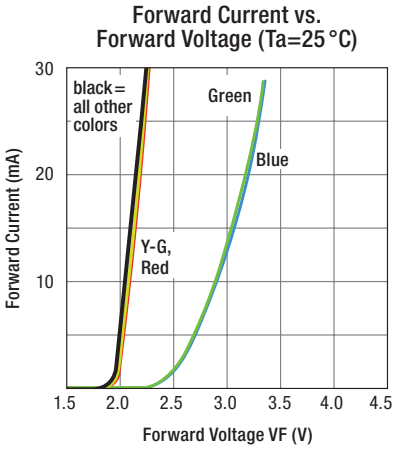


## Reflow Profile



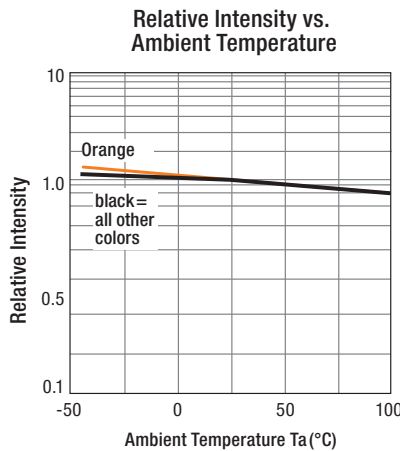
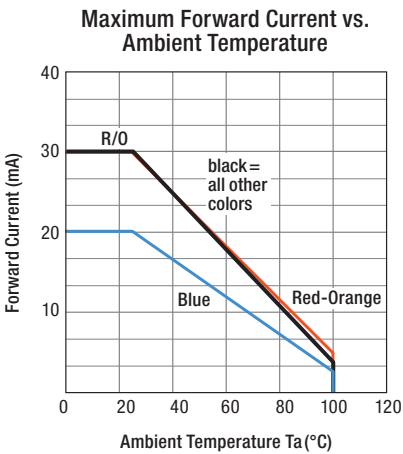
### Electrical/Optical Characteristics

Dialight P/N		Emitted Color	Material	Lens Color	Luminous Intensity		Dominant Wavelength			Forward Voltage		Viewing Angle (°deg.)	Thermal Resistance (°C/W) R <sub>th(j-s)</sub> I <sub>f</sub> =20 ma	Reverse Current Intensity (μA) (I <sub>r</sub> ) V <sub>R</sub> =5V
20-Piece Tape	7" Reel, 4000 pcs				I <sub>f</sub> = 20 ma									
						Min	Typ	Min	Typ	Max	Typ	Max		
599-0210-002F	599-0210-007F	● Red	AlInGaP	Non Diffused	15	29	625	633	640	2.1	2.5	140	450	10
599-0220-002F	599-0220-007F	● Red-Orange			53	90	620	625	630	2.1	2.5			
599-0230-002F	599-0230-007F	● Orange			68	112	600	605	610	2.1	2.5			
599-0240-002F	599-0240-007F	● Yellow			68	126	585	590	595	2.1	2.5			
599-0260-002F	599-0260-007F	● Yellow-Green			14	54	562	569	575	2.1	2.5			
599-0281-002F	599-0281-007F	● Green	InGaN		195	340	517	525	530	3.2	3.6			
599-0291-002F	599-0291-007F	● Blue			68	105	465	470	475	3.2	3.6			

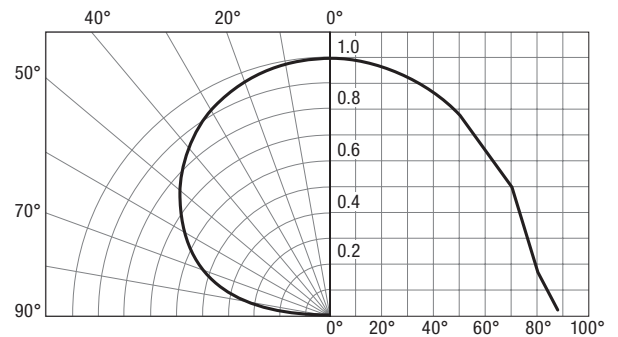


### Absolute Maximum Ratings @ Ts=25°C

Power Dissipation (mW)	72	105	● G - InGaN ● B
Forward Current (mA)	30		
Reverse Voltage (V)	5		
Operating Temp (°C)	-40 to +100		
Storage Temp (°C)	-40 to +100		
Peak Pulse Fw Current (mA)	60		
Electrostatic Discharge (HBM) (V)	2000	1000	● G - InGaN ● B
Junction Temp (°C)	105		



### Diagram Characteristics of Radiation



Dialight reserves the right to make changes at any time in order to supply the best product possible. The most current version of this document will always be available at: [www.dialightsignalsandcomponents.com](http://www.dialightsignalsandcomponents.com)

**Warranty Statement:** Except for the warranty expressly provided for [herein/above/below], Dialight disclaims any and all other warranties, express or implied, including, without limitation, any warranties of merchantability, fitness for a particular purpose, title, and noninfringement.