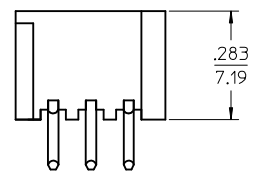
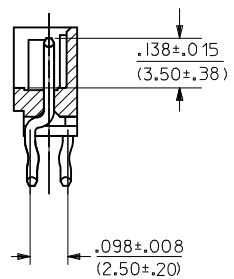
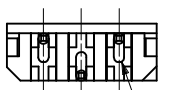


NOTES:

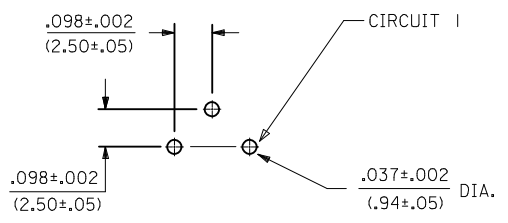
1. MATERIAL: HEADER: GLASS-FILLED POLYESTER, UL94V-0, COLOR: WHITE
PIN : BRASS
2. FINISH:
.000100/(0.00254) MIN. TIN OVER
.000050/(0.00127) MIN. NICKEL UNDERPLATE.
3. PRODUCT SPECIFICATION: PS-42219-0001.
4. PACKAGING SPECIFICATION: PK-42249-0001
5. ALL PINS ARE KINKED.
6. THIS PART CONFORMS TO CLASS B REQUIREMENTS OF COSMETIC SPECIFICATION PS-45499-002.



SECTION C-C



CIRCUIT I



PCB HOLE LAYOUT: COMPONENT SIDE
RECOMMENDED PCB THICKNESS: .062 (1.57)

| | | | | | | | | | |
|---|---|---------------------------------------|-------------------------------------|--------------------------|---|---|------------------------|------------------------|--|
| ADD PK SPEC EC NO: UCP2013-2919 DRAWN: KIPPER 2013/01/17 CHKD: BANDERSON 2013/01/17 APPR: FSMITH 2013/01/29 | QUALITY SYMBOLS | GENERAL TOLERANCES (UNLESS SPECIFIED) | | DIMENSION STYLE IN/MM | | SCALE 4:1 | DESIGN UNITS METRIC | THIRD ANGLE PROJECTION | |
| | ▽=0 | 4 PLACES ± --- | ± --- | DRAWN BY ELHAG | DATE 2005/03/05 | TITLE 2.5 MM HEADER ASSEMBLY (STAGGERED PINS) 3 CKT | | | |
| | ▽=0 | 3 PLACES ± --- | ± .010 | CHECKED BY ELHAG | DATE 2005/03/05 | | | | |
| | ▽=0 | 2 PLACES ± 0.25 | ± .014 | APPROVED BY FSMITH | DATE 2005/03/07 | MATERIAL NO. 42249-1000 | | | |
| ▽=0 | 1 PLACE ± 0.36 | ± --- | DOCUMENT NO. SD-42249-001 | | SHEET NO. 1 OF 1 | | | | |
| REV B2 | DRAFT WHERE APPLICABLE MUST REMAIN WITHIN DIMENSIONS | | ANGULAR ±1/2° | | THIS DRAWING CONTAINS INFORMATION THAT IS PROPRIETARY TO MOLEX INCORPORATED AND SHOULD NOT BE USED WITHOUT WRITTEN PERMISSION | | | | |